

**October 1, 2017 through September 30, 2018  
Submitted to Board of County Commissioners  
For Approval on December 18, 2018**

**2017/2018  
MANATEE COUNTY GOVERNMENT  
CONSOLIDATED ANNUAL PERFORMANCE AND  
EVALUATION REPORT (CAPER)**



**Prepared by:  
Manatee County  
Redevelopment and Economic Opportunity Department  
1112 Manatee Avenue West  
Bradenton, Florida 34205  
(941) 749-3029**



## **CR-05 - Goals and Outcomes**

### **Progress the jurisdiction has made in carrying out its strategic plan and its action plan. 91.520(a)**

This could be an overview that includes major initiatives and highlights that were proposed and executed throughout the program year.

Manatee County's Redevelopment and Economic Opportunity Department is responsible for the preparation of the Consolidated Plan and Annual Action Plan, and administers the funding for the CDBG, HOME, and ESG programs. This is the first reporting year for the 2017/21 Consolidated Plan that covers the 2017/18 Program Year.

During the first grant application cycle for the 2017/18 Annual Action Plan, Manatee County gave preference to those complete funding applications that were ranked as high, based upon the priority needs established in the 2017/21 Consolidated Plan, and particularly to those that addressed a goal of the County's approved Assessment of Fair Housing Plan (AFH).

As identified in this report, Manatee County addressed the housing, health, welfare and homeless needs of our community during the 2017/18 Program Year (October 1 – September 30). Manatee County is working diligently to meet the priority needs established in our Consolidated Plan and AFH in the expenditure of these federal funds. In addition, the County also seeks to meet other issues identified by involving our citizens in a variety of methods. Public meetings were conducted within the County during the year to receive public input. Citizens may also seek information, ask questions, or contact County staff through an established website and e-mail account.

Manatee County is confident that its federally funded programs help address the priorities of the Consolidated Plan and the Annual Action Plan and meet the needs of low and moderate-income persons within the County.

### **Comparison of the proposed versus actual outcomes for each outcome measure submitted with the consolidated plan and explain, if applicable, why progress was not made toward meeting goals and objectives. 91.520(g)**

Categories, priority levels, funding sources and amounts, outcomes/objectives, goal outcome indicators, units of measure, targets, actual outcomes/outputs, and percentage completed for each of the grantee's program year goals.

Goal	Category	Source / Amount	Indicator	Unit of Measure	Expected - Strategic Plan	Actual - Strategic Plan	Percent Complete	Expected - Program Year	Actual - Program Year	Percent Complete
Community Development/ Public Improvements	Non-Housing Community Development Fair Housing	CDBG: \$	Public Facility or Infrastructure Activities other than Low/Moderate Income Housing Benefit	Persons Assisted	0	9095		0	9095	
Community Development/ Public Improvements	Non-Housing Community Development Fair Housing	CDBG: \$	Buildings Demolished	Buildings	15	0	0.00%			
Community Development/ Public Improvements	Non-Housing Community Development Fair Housing	CDBG: \$	Other	Other	17	0	0.00%	8	0	0.00%
Economic Development	Non-Housing Community Development Fair Housing	CDBG: \$	Public service activities other than Low/Moderate Income Housing Benefit	Persons Assisted	25	0	0.00%	15	0	0.00%
Economic Development	Non-Housing Community Development Fair Housing	CDBG: \$	Facade treatment/business building rehabilitation	Business	2	0	0.00%			

Housing	Affordable Housing Public Housing Homeless Non-Homeless Special Needs Fair Housing	CDBG: \$ / HOME: \$ / ESG: \$	Public service activities for Low/Moderate Income Housing Benefit	Households Assisted	75	0	0.00%	7	0	0.00%
Housing	Affordable Housing Public Housing Homeless Non-Homeless Special Needs Fair Housing	CDBG: \$ / HOME: \$ / ESG: \$	Homeowner Housing Rehabilitated	Household Housing Unit	21	0	0.00%	8	0	0.00%
Housing	Affordable Housing Public Housing Homeless Non-Homeless Special Needs Fair Housing	CDBG: \$ / HOME: \$ / ESG: \$	Direct Financial Assistance to Homebuyers	Households Assisted	5	0	0.00%			
Housing	Affordable Housing Public Housing Homeless Non-Homeless Special Needs Fair Housing	CDBG: \$ / HOME: \$ / ESG: \$	Homelessness Prevention	Persons Assisted	150	0	0.00%			

Housing	Affordable Housing Public Housing Homeless Non-Homeless Special Needs Fair Housing	CDBG: \$ / HOME: \$ / ESG: \$	Other	Other	9	0	0	0.00%	1	0	0.00%
Program Administration	Program Administration	CDBG: \$ / HOME: \$ / ESG: \$	Other	Other	0	0	0				
Social/Public Services	Homeless Non-Homeless Special Needs Non-Housing Community Development Fair Housing	CDBG: \$ / HOME: \$135544 / ESG: \$	Public service activities other than Low/Moderate Income Housing Benefit	Persons Assisted	815	307	432	37.67%	307	432	71.06%
Social/Public Services	Homeless Non-Homeless Special Needs Non-Housing Community Development Fair Housing	CDBG: \$ / HOME: \$135544 / ESG: \$	Homeless Person Overnight Shelter	Persons Assisted	0	0	0		0	0	

Social/Public Services	Homeless Non-Homeless Special Needs Non-Housing Community Development Fair Housing	CDBG: \$ / HOME: \$135544 / ESG: \$	Homelessness Prevention	Persons Assisted	100	0	0.00%	30	0	0.00%
------------------------	--	-------------------------------------	-------------------------	------------------	-----	---	-------	----	---	-------

Table 1 - Accomplishments – Program Year & Strategic Plan to Date

**Assess how the jurisdiction’s use of funds, particularly CDBG, addresses the priorities and specific objectives identified in the plan, giving special attention to the highest priority activities identified.**

During the 2017/18 program year, year one of the 5-year plan, Manatee County effectively used its Community Development Block Grant (CDBG), HOME, and Emergency Solutions Grant (ESG) funds to undertake a variety of programs, projects and activities designed to address housing and community development needs throughout the County. High priority initiatives included owner-occupied housing rehabilitation, fair housing, and technical assistance. The accomplishments of Manatee County were consistent with the Consolidated Plan’s high-priority community development housing, social services, and homeless objectives, and are presented in this report within the 2017/18 program year.

Please refer to Attachment 1 for progress on Pre-2017, SHIP and Affordable Housing Activities.

Please note: the outcome numbers reported in the table above under Community Development/Public Improvements Non-Housing Community Development Other - Fair Housing are from two pre-2017 projects; Centerstone of Florida, Inc. Safety and Security Infrastructure Project and Bayshore Gardens Sidewalks; that were closed out during the 2017/18 program year and are discussed in Attachment 1 of the CAPER.

## CR-10 - Racial and Ethnic composition of families assisted

Describe the families assisted (including the racial and ethnic status of families assisted).

91.520(a)

	CDBG	HOME	ESG
White	216	5	0
Black or African American	106	7	0
Asian	0	0	0
American Indian or American Native	0	0	0
Native Hawaiian or Other Pacific Islander	1	0	0
<b>Total</b>	<b>323</b>	<b>12</b>	<b>0</b>
Hispanic	58	0	0
Not Hispanic	265	12	0

Table 2 – Table of assistance to racial and ethnic populations by source of funds

### Narrative

All local jurisdictions that receive CDBG, HOME, and ESG funding must maintain data on the extent to which each racial and ethnic group have applied for, participated in or benefited from any program or activity funded with federal funds. Manatee County was able to collect this data by having all participants and sub-recipients report on income and racial/ethnic status. This tracking allows Manatee County to collect racial and ethnic information, household size and annual household income.

During the 2017/2018 Program Year, Manatee County was able to assist 335 families through multiple programs. Please see the above table for a breakdown by race and ethnicity.



**CR-15 - Resources and Investments 91.520(a)**

**Identify the resources made available**

Source of Funds	Source	Resources Made Available	Amount Expended During Program Year
CDBG	CDBG	1,769,735	425,752
HOME	HOME	473,491	53,147
HOPWA	HOPWA		
ESG	ESG	146,534	145,618
Other	Other	1,413,261	1,413,261

**Table 3 - Resources Made Available**

**Narrative**

In program year 2017/18, Manatee County had \$1,769,735 plus \$114,857 of prior year funds available in Community Development Block Grant (CDBG) resources, \$473,491 in HOME Investment Partnership (HOME) resources, and \$146,534 in Emergency Solutions Grant (ESG) resources to award to sub-recipients carrying out the goals outlined in the County’s Consolidated Plan. The table above illustrates the amount of funding made available for CDBG, HOME, and ESG projects during the 2017/18 program year but does not account for unspent prior year funds or outstanding project balances. As such, the actual amount expended may vary from the expected amount available due to multi-year fund planning efforts.

**Expenditure of Program Funds**

- The CDBG program disbursed \$1,595,887 in PY 2017/18, which included current-year program funds and prior-year funds.
- HOME program disbursed \$892,702 in PY 2017/18, which included current-year program funds and prior-year funds.
- ESG program disbursed \$185,599 in FY 2017/18, which reflects current-year funds.

**Identify the geographic distribution and location of investments**

Target Area	Planned Percentage of Allocation	Actual Percentage of Allocation	Narrative Description
Samoset Target Area	30		
Samoset West R/ECAP Target Area	8		

**Table 4 – Identify the geographic distribution and location of investments**

**Narrative**

The table above does not accurately reflect the most recent Consolidated Plan Amendment, which expanded the number of target areas. The County has designated five (5) target areas within the

Consolidated Plan: Samoset, Samoset West (R/ECAP), South County (R/ECAP), Washington Park, and Manatee County (unincorporated CDBG-eligible areas of the County). Additionally, the County identified CDBG, HOME, and ESG resources to assist various communities and neighborhoods throughout the County and the cooperating cities based on low- and moderate-income area criteria. The distribution and location of investments for the 2017/18 program year are shown below:

1. Samoset 0%
2. Samoset West 11%
3. South County 33%
4. Washington Park 0%
5. Manatee County 56%

Florida Housing administers the State Housing Initiatives Partnership program (SHIP), which provides funds to local governments as an incentive to create partnerships that produce and preserve affordable homeownership and multifamily housing. The program was designed to serve very low, low and moderate income families. Except for the 2009, 2010 and 2012 fiscal years, the County has been an on-going recipient of SHIP funds from the State of Florida. During 2011 and 2013, an allocation was provided at a drastically reduced amount to provide rehabilitation assistance only to existing homeowners. In 2015, the distribution was restored at an increased rate, but not to the 2008 level. In addition, many subrecipient organizations contribute their funds and resources to CDBG-funded programs, thereby stretching CDBG and HOME funds as far as possible. The County encourages, and plans to continue encouraging, this type of leveraging of resources. For the 2017/18 program year the County was awarded \$1,317,513 of SHIP funding. HOME matching requirements are met through the utilization of funding available under the SHIP program.

The County has instituted the Livable Manatee Program, which includes, among other incentives, an impact fee program. During the 2017/18 program, the County spent \$150,017 on impact fees (both from Livable Manatee and past LDC affordable housing incentives) on 29 single-family affordable houses for resale to income-eligible households. These funds are available to developers who construct or create affordable housing units. Funds for impact fees are approved each year in the general revenue fund by the Board of County Commissioners, who determines a new budget each year, based upon the projected need.

## Leveraging

**Explain how federal funds leveraged additional resources (private, state and local funds), including a description of how matching requirements were satisfied, as well as how any publicly owned land or property located within the jurisdiction that were used to address the needs identified in the plan.**

The CDBG program does not require matching funds, but CDBG funds are leveraged by many other resources within the community. Many of these funding sources provided leverage from private and public sources for the CDBG projects undertaken in PY 2017/18. Sub-recipients that received CDBG funding also received funding from federal, state, local, and other resources. Additionally, the County utilized County general fund dollars and SHIP funds which are received through the State of Florida.

Leveraging for the HOME program was provided through the utilization of funding available through the SHIP program, and from the conveyance of 3 County owned properties for single family affordable housing.

ESG funds were leveraged, in part, by selecting a sub-recipient that has established homeless services and has strong connections with various funding sources. ESG sub-recipients are required to match ESG funding with other cash and/or in-kind dollar-for-dollar match. ESG sub-recipients used other private or public grants not used previously to match another grant, the value of any donated materials or volunteer service time, the value of any leases on buildings, salaries paid to staff, and additional costs to carry out programs not paid for with ESG funding.

<b>Fiscal Year Summary – HOME Match</b>	
1. Excess match from prior Federal fiscal year	2,203,840
2. Match contributed during current Federal fiscal year	0
3. Total match available for current Federal fiscal year (Line 1 plus Line 2)	2,203,840
4. Match liability for current Federal fiscal year	135,423
5. Excess match carried over to next Federal fiscal year (Line 3 minus Line 4)	2,068,417

**Table 5 – Fiscal Year Summary - HOME Match Report**

Match Contribution for the Federal Fiscal Year									
Project No. or Other ID	Date of Contribution	Cash (non-Federal sources)	Foregone Taxes, Fees, Charges	Appraised Land/Real Property	Required Infrastructure	Site Preparation, Construction Materials, Donated labor	Bond Financing	Total Match	
2011-18	01/29/2018	1,688	0	0	0	0	0	1,688	
2014-10(1)	03/15/2018	1,992	0	0	0	0	0	1,992	
2014-10(2)	03/15/2018	1,027	0	0	0	0	0	1,027	
2014-10(3)	06/20/2018	0	0	0	0	0	0	0	
2014-10(4)	06/04/2018	6,300	0	0	0	0	0	6,300	
2014-10(5)	06/20/2018	2,885	0	0	0	0	0	2,885	
2015-5(1)	03/19/2018	15,741	0	0	0	0	0	15,741	
2015-5(2)	05/15/2018	11,521	0	0	0	0	0	11,521	
2015-5(3)	06/04/2018	6,764	0	0	0	0	0	6,764	
2015-5(4)	05/16/2018	192	0	0	0	0	0	192	
2015-5(5)	06/04/2018	11,381	0	0	0	0	0	11,381	
2015-5(6)	07/10/2018	3,616	0	0	0	0	0	3,616	
2015-7(1)	02/09/2018	2,475	0	0	0	0	0	2,475	
2015-7(10)	05/10/2018	148	0	0	0	0	0	148	
2015-7(11)	09/30/2018	13,047	0	0	0	0	0	13,047	
2015-7(2)	06/21/2018	17,263	0	0	0	0	0	17,263	
2015-7(3)	03/15/2018	7,763	0	0	0	0	0	7,763	
2015-7(4)	06/21/2018	7,825	0	0	0	0	0	7,825	
2015-7(5)	01/18/2018	161	0	0	0	0	0	161	
2015-7(6)	02/08/2018	56	0	0	0	0	0	56	
2015-7(7)	03/01/2018	28	0	0	0	0	0	28	
2015-7(8)	03/26/2018	28	0	0	0	0	0	28	
2015-7(9)	06/29/2018	28	0	0	0	0	0	28	
2016-2(1)	12/21/2017	1,800	0	0	0	0	0	1,800	

Match Contribution for the Federal Fiscal Year										
Project No. or Other ID	Date of Contribution	Cash (non-Federal sources)	Foregone Taxes, Fees, Charges	Appraised Land/Real Property	Required Infrastructure	Site Preparation, Construction Materials, Donated labor	Bond Financing	Total Match		
2016-2(2)	01/18/2018	7,470	0	0	0	0	0	7,470		
2016-2(3)	02/26/2018	9,788	0	0	0	0	0	9,788		
2016-2(4)	04/30/2018	5,738	0	0	0	0	0	5,738		
2016-2(5)	05/08/2018	11,430	0	0	0	0	0	11,430		
2016-2(6)	09/11/2018	18	0	0	0	0	0	18		
2016-2(7)	07/26/2018	302	0	0	0	0	0	302		

Table 6 – Match Contribution for the Federal Fiscal Year

**HOME MBE/WBE report**

Program Income – Enter the program amounts for the reporting period				
Balance on hand at begin-ning of reporting period \$	Amount received during reporting period \$	Total amount expended during reporting period \$	Amount expended for TBRA \$	Balance on hand at end of reporting period \$
0	57,985	57,985	0	0

Table 7 – Program Income

<b>Minority Business Enterprises and Women Business Enterprises – Indicate the number and dollar value of contracts for HOME projects completed during the reporting period</b>						
	Total	Minority Business Enterprises				White Non-Hispanic
		Alaskan Native or American Indian	Asian or Pacific Islander	Black Non-Hispanic	Hispanic	
<b>Contracts</b>						
Dollar Amount	224,161	0	0	224,161	0	0
Number	2	0	0	2	0	0
<b>Sub-Contracts</b>						
Number	8	0	0	0	0	8
Dollar Amount	56,639	0	0	0	0	56,639
	Total	Women Business Enterprises	Male			
<b>Contracts</b>						
Dollar Amount	224,161	0	224,161			
Number	2	0	2			
<b>Sub-Contracts</b>						
Number	8	0	8			
Dollar Amount	56,639	0	56,639			

**Table 8 - Minority Business and Women Business Enterprises**

<b>Minority Owners of Rental Property – Indicate the number of HOME assisted rental property owners and the total amount of HOME funds in these rental properties assisted</b>						
	Total	Minority Property Owners				White Non-Hispanic
		Alaskan Native or American Indian	Asian or Pacific Islander	Black Non-Hispanic	Hispanic	
Number	0	0	0	0	0	0
Dollar Amount	0	0	0	0	0	0

**Table 9 – Minority Owners of Rental Property**

<b>Relocation and Real Property Acquisition – Indicate the number of persons displaced, the cost of relocation payments, the number of parcels acquired, and the cost of acquisition</b>						
Parcels Acquired		0		0		
Businesses Displaced		0		0		
Nonprofit Organizations Displaced		0		0		
Households Temporarily Relocated, not Displaced		0		0		
Households Displaced	Total	Minority Property Enterprises				White Non-Hispanic
		Alaskan Native or American Indian	Asian or Pacific Islander	Black Non-Hispanic	Hispanic	
Number	0	0	0	0	0	0
Cost	0	0	0	0	0	0

**Table 10 – Relocation and Real Property Acquisition**

**CR-20 - Affordable Housing 91.520(b)**

**Evaluation of the jurisdiction's progress in providing affordable housing, including the number and types of families served, the number of extremely low-income, low-income, moderate-income, and middle-income persons served.**

	<b>One-Year Goal</b>	<b>Actual</b>
Number of Homeless households to be provided affordable housing units	0	0
Number of Non-Homeless households to be provided affordable housing units	1	23
Number of Special-Needs households to be provided affordable housing units	0	0
<b>Total</b>	<b>1</b>	<b>23</b>

**Table 11 – Number of Households**

	<b>One-Year Goal</b>	<b>Actual</b>
Number of households supported through Rental Assistance	0	0
Number of households supported through The Production of New Units	1	0
Number of households supported through Rehab of Existing Units	8	0
Number of households supported through Acquisition of Existing Units	0	0
<b>Total</b>	<b>9</b>	<b>0</b>

**Table 12 – Number of Households Supported**

**Discuss the difference between goals and outcomes and problems encountered in meeting these goals.**

During the 2017/2018 Program Year Manatee County was able to provide funding for the Housing Rehabilitation Program and several initiatives related to the County's housing programs. Together these programs were able to help 39 individuals/families throughout Manatee County who were in need of affordable housing. The County expected to assist 16 households with 2017/18 program years resources.



Affordable Housing Progress is shown in the above tables. The above tables reflect assistance with 2017/18 funding only. Please refer to Attachment 1 for affordable housing provided with pre-2017 and other sources of funding.

**Discuss how these outcomes will impact future annual action plans.**

Although this year's outcomes will have no effect on future annual action plans, the County will continue to focus on bringing more affordable housing to Manatee County through other incentives.

**Include the number of extremely low-income, low-income, and moderate-income persons served by each activity where information on income by family size is required to determine the eligibility of the activity.**

<b>Number of Households Served</b>	<b>CDBG Actual</b>	<b>HOME Actual</b>
Extremely Low-income	0	0
Low-income	0	0
Moderate-income	0	0
<b>Total</b>	<b>0</b>	<b>0</b>

**Table 13 – Number of Households Served**

**Narrative Information**

During the 2017/18 program year, 5 replacement homes and 8 home rehabilitation projects were completed with HOME, CDBG and SHIP funding. Eleven households were low-income, and 2 households were extremely low-income.

## **CR-25 - Homeless and Other Special Needs 91.220(d, e); 91.320(d, e); 91.520(c)**

**Evaluate the jurisdiction's progress in meeting its specific objectives for reducing and ending homelessness through:**

### **Reaching out to homeless persons (especially unsheltered persons) and assessing their individual needs**

Manatee County invests Emergency Solutions Grant (ESG) funds and other federal, state, and local funds in programs and services to assist homeless persons. The County continues to work collaboratively with other public funders, businesses, community-based, and faith-based organizations to support the providers' efforts for reducing and ending homelessness in Manatee County.

One of the County's strategies for preventing and reducing homelessness is to assist non-profit service providers in obtaining additional funding sources for emergency shelters. The primary activities to address homelessness during the 2017/2018 program year is Project Smile and Homeless Prevention through short-term and medium-term rental assistance. The dramatic increase in the cost of housing/rents could lead to homelessness for individuals and families. Manatee County continues to support programming that is designed to prevent homelessness by assisting homeowners and renters that find themselves behind in mortgage or rental payments. This type of temporary assistance can help families that truly find themselves in a unique situation that can be remedied by one-time support. Through the Homeless Prevention activity, the County has provided housing relocation and stabilization services, and short-term and medium-term rental assistance.

The County works collaboratively with Turning Points and the Continuum of Care (CoC) and allocated its entire 2017/18 ESG allocation toward homeless prevention. In the past year, Turning Points and our community partners have made substantial changes to the way that Turning Points conducts outreach to potential clients. One of the major changes has been the development of a coordinated entry system (CES) in our continuum of care, which includes Manatee and Sarasota Counties. Utilizing this system, a client who is literally homeless is referred to one of two ACCESS centers (one is Turning Points, one is The Salvation Army) where their needs are assessed. In addition, a mobile case manager from the Suncoast Partnership to End Homelessness was deployed throughout the two counties to provide ACCESS services on the street. For the majority of the year, one of Turning Points' case managers was funded to provide outreach services on a weekly basis. The case manager coordinated his outreach activities with the Palmetto and Bradenton Police Departments and with the Manatee County Sheriff's Office to map homeless camps throughout the county and provide outreach services to the people in those camps. The case manager also developed a strong relationship with the Bradenton and Manatee County code enforcement officers who relayed information about potential clients.

### **Addressing the emergency shelter and transitional housing needs of homeless persons**

One of the County's strategies for preventing and reducing homelessness is to assist non-profit service

providers in obtaining additional funding sources for emergency shelters. The primary activities to address homelessness during the 2017/2018 program year is Project Smile and Homeless Prevention through short-term and medium-term rental assistance.

The close relationship Turning Points staff has developed with law enforcement officers in the County has also enhanced our opportunity to communicate with individuals and families before they are homeless, or soon after. Having funding available for emergency assistance, the Bradenton Police Department worked closely with us during the past year to assist people they were able to temporarily house using the emergency assistance grant they had been awarded. As an ACCESS site for Manatee County, Turning Points worked closely with The Salvation Army to house people in emergency shelter until other housing options were explored. All of our case managers were trained to work with clients utilizing diversion techniques to address their housing needs, also.

**Helping low-income individuals and families avoid becoming homeless, especially extremely low-income individuals and families and those who are: likely to become homeless after being discharged from publicly funded institutions and systems of care (such as health care facilities, mental health facilities, foster care and other youth facilities, and corrections programs and institutions); and, receiving assistance from public or private agencies that address housing, health, social services, employment, education, or youth needs**

Homeless prevention is a major concern and goal of Manatee County. Strategies outlined in the Consolidated Plan and the specific actions taken by Turning Points, Manatee County will have supported the efforts of the Suncoast Partnership to End Homelessness, Inc., through this Action Plan Program Year.

During the 2017/2018 program year, Manatee County coordinated with Suncoast Partnership to End Homelessness, the County's designated Continuum of Care agency and other homeless service providers to implement a cohesive, community-wide discharge coordination policy that can be successfully implemented to ensure that persons being discharged from publicly funded agencies and institutions do not become homeless upon release. Programs currently meeting such need include Turning Points, Our Daily Bread, The Salvation Army, and Catholic Charities.

The County has continued to coordinate and provide funding to Turning Points and Suncoast Partnership to End Homelessness and its member agencies that offer self-sufficiency training, medical/healthcare, mental health counseling, case management, and other activities to prevent homelessness in populations that may be discharged from systems of care but require housing assistance and continued access to related social services.

Turning Points has a focus on providing wrap around services on site to people who are at risk of homelessness or are literally homeless. When people are discharged from institutions or experience

“street” homelessness, we are here to provide assistance with legal, health, social services, employment, and veteran services all in one site. Monthly meetings of the People Assisting The Homeless address agency programs in the community, providing information and education about services available to the low-income population, and what funding is available to assist them into housing – administered by which agency. This community forum enables people to network and make connections directly, enhancing communication between agencies and making direct services referrals for clients.

**Helping homeless persons (especially chronically homeless individuals and families, families with children, veterans and their families, and unaccompanied youth) make the transition to permanent housing and independent living, including shortening the period of time that individuals and families experience homelessness, facilitating access for homeless individuals and families to affordable housing units, and preventing individuals and families who were recently homeless from becoming homeless again**

Another of the County’s strategies for preventing and reducing homelessness is to promote and encourage the development of programs that facilitate the transition from homelessness into permanent housing. With ESG funds, in the 2017/18 program year the County along with the CoC supported homeless prevention and rapid rehousing services for the homeless. The County allocated \$50,000 in CDBG funds and the entire ESG allocation of \$146,534 toward homeless services for the 2017/18 program year.

Turning Points' focus is on utilizing the Housing First model of permanent housing whenever possible, augmenting this with wrap around services designed to respond to specific needs of each household. The housing first model reduces barriers to getting housed, and we have worked diligently with local landlords to recruit them to participate in this program. We have an appointed case manager who attends landlord monthly meetings, acting as a liaison and troubleshooting for clients so issues are raised before they become major (eviction) concerns. We maintain a list of affordable housing units for clients to refer to when they are searching for housing and will help locate permanent housing opportunities for clients. Our case managers provide home visits to people who are low income – four times in the first month after they have been housed. Included in these visits is a monitoring of the household budget the client developed, and providing whatever additional assistance possible they may need to help them transition to living independently in permanent housing.

## **CR-30 - Public Housing 91.220(h); 91.320(j)**

### **Actions taken to address the needs of public housing**

The Manatee County Housing Authority (MCHA) Resident Opportunities and Self-Sufficiency (ROSS) Coordinator requests that participants in the ROSS program complete a Needs Based Assessment to determine the needs of each individual family. The Family Self-Sufficiency Program has participants complete this Needs Based Assessment on a yearly basis in case needs or goals have changed. Additionally, a Resident Association (RA) meeting is held monthly where all residents are urged to attend and express their needs or suggestions for the public housing site where they live.

At the last RA meeting the entire meeting was dedicated to finding out what residents desire at the meetings, as well as how to increase attendance. In addition, a suggestion box is located in the lobby, where any public housing resident can express their needs in an anonymous form.

All current housing programs are available to public housing residents and address the common needs experienced by low-income persons, including public housing residents. In addition, public housing residents are encouraged to participate in the Consolidated Plan and Annual Action Plan development process.

Through late 2016 and early 2017 the MCHA and Manatee County teamed up to develop a joint Assessment of Fair Housing (AFH). Through the development of the AFH plan the County and MCHA staff worked to together to develop joint goals and objectives related to Fair Housing. Through this process the County engaged public housing residents through surveys and public meetings. This input proved valuable in developing both the AFH and subsequently the Consolidated Plan.

### **Actions taken to encourage public housing residents to become more involved in management and participate in homeownership**

Several actions have been taken to encourage public housing residents to become more involved in management via RA meetings. A survey was sent to said residents requesting their input as to when would be the most convenient time and day for such meetings to be held. The suggested change was implemented for a short time, but it did not lead to increased involvement, so the original time and day were put back in place so that working families with children would be more likely to participate.

A flyer is also placed at each residence 3 days before the monthly RA meetings to remind them of the meetings. The monthly newsletter which is also delivered directly to each residence at the beginning of each month also has the meeting date and time listed on a reminder calendar of events. Another way to keep the RA meeting fresh in the mind of public housing residents is that the meeting is listed on an event calendar that is in the lobby of the Manatee County Housing Authority (MCHA).

Another action that has been used to encourage participation is the responsiveness of management. When complaints or suggestions are brought to the attention of the Executive Director,

residents can count on a response. For example, when comments were solicited for the Streamlined Annual PHA Plan, it resulted in actions that were later communicated to the resident who made them.

The housing authority has two separate physical public housing sites. They have experimented with putting more effort to encourage residents at the smaller site to be more involved by holding meetings at their physical location, which means that they do not have to travel in order to be more involved with management.

Several actions have also been taken to encourage public housing residents to participate in homeownership. Residents who participate in the ROSS activities often receive gift cards for participation. Upon receiving said gift card they are asked to think about their financial goals and complete a simple survey. If home ownership is noted as a goal, then they are contacted to discuss the steps needed to get to their goal.

Also, ROSS participants complete a Needs Based Assessment, which requests them to think about and write down their five (5) year goals. If home ownership is noted, once again contact is made to discuss the interim steps needed to make that goal.

In order to capture those public housing residents who are not part of one of our Self-Sufficiency Programs, the housing authority periodically checks on which families are close to paying market rent. At that time the ROSS Coordinator reaches out to the family to suggest that those rent payments could be mortgage payments and refer the families to further resources (first-time home buyer programs, banks who offer special incentives to those with low-incomes or who consider buying in a low-income area, etc.) If the family needs to work on clearing up poor credit or increasing their credit, we offer assistance in all facets of that from budgeting to assisting with learning how credit works, etc.

Lastly, the introductory letters sent to each new resident delineate the services offered by the ROSS program and lets new residents know about all of our services, including assistance with home ownership.

### **Actions taken to provide assistance to troubled PHAs**

The Manatee County Housing Authority is not a troubled PHA, so no actions have been taken. The Pine Village subdivision which is managed by the MCHA received an inspection score of 99 in October 2014. Of tenant-based HCV units, average inspection scores averaged 90 at the time of last inspection.

## **CR-35 - Other Actions 91.220(j)-(k); 91.320(i)-(j)**

**Actions taken to remove or ameliorate the negative effects of public policies that serve as barriers to affordable housing such as land use controls, tax policies affecting land, zoning ordinances, building codes, fees and charges, growth limitations, and policies affecting the return on residential investment. 91.220 (j); 91.320 (i)**

Public policies can have a direct impact on barriers to affordable housing. Manatee County has recognized this fact and has reviewed its own process to expose any barriers or obstacles to developing affordable housing. From this review, a few concerns were noted. These included the review time by the staff and the cost to the developer, the limited code allowances for affordable or workforce housing, and impact fees. To alleviate these concerns, a variety of policies and or regulations were put into practice. An in-depth description of these policies and regulations are provided within the Consolidated Plan. An overview is outlined here:

**Housing Rapid Response Team** – assists housing developers who wish to participate in the County's affordable/workforce housing programs expedite the development and permitting processes.

**Manatee County Land Development Code** – outlines incentives which may be available to developers of affordable/workforce housing developments. Developers for income-eligible households may seek expedited review and permit processing, review and permit fee refunds, and other incentives, as applicable.

**Urban Corridors** - Starting in 2016, the County made amendments to the Comprehensive Plan and Land Development Code to improve opportunities for infill, redevelopment and development, along major corridors in strategic areas of the County. The amendments generally provide greater flexibility in the regulations, allow for moderate increases in density and intensity of development, and allow residential and mixed-use development patterns to occur along the corridors. They also ensure that development review is consistent, meaningful, and predictable for staff, the developer, and citizens. In 2017, the Urban Corridors received statewide recognition for allowance of greater densities and building heights while promoting mixed-use and walkability.

**Livable Manatee Incentive Program for Qualified New Affordable Housing** - Manatee County approved Resolution R-17-069 on August 22, 2017, to enact the Livable Manatee Incentive Program for Qualified New Affordable Housing. This program provides for homeownership and rental incentives to foster the construction of new affordable units and is an improvement and expansion on the previous Affordable Housing Impact Fee Program. Through this program, Manatee County will pay 100% of impact fees for new qualified affordable units and will expedite the corresponding review and permitting process. The resulting development is subject to a Land Use Restriction Agreement to maintain affordability for a designated amount of time.

**Additional Comprehensive Plan and Land Development Code Amendments** - During the program year,

Manatee County amended its Future Land Use Categories and increased densities in the Comprehensive Plan to further support affordable housing. Currently, the companion Land Development Code changes are going through the public hearing process and should be approved and implemented in February 2019.

**Actions taken to address obstacles to meeting underserved needs. 91.220(k); 91.320(j)**

The identified obstacles to meeting underserved needs are lack of resources and lack of affordable poverty level rental units for families. These continue to be obstacles and Manatee County is committed to finding the means to overcome these obstacles.

In addition to seeking methods to address these obstacles, Manatee County will be reviewing needs and potential obstacles to identify additional issues and concerns. HIV/AIDS continues to be a major concern for the community.

**Actions taken to reduce lead-based paint hazards. 91.220(k); 91.320(j)**

During the year, the Health Department continued to test low-income children for lead poisoning, as well as investigate any cases found. The County continues to meet the requirements of the new lead-based paint regulations by undertaking the actions shown in the five-year strategy.

Three staff members have successfully completed the HUD, Office of Lead Hazard Control's, "Visual Assessment Course" training. Participating contractors who have not attended the training continue to be encouraged to obtain training certification in lead based paint safety procedures.

The County will address the lead-based paint hazards that are found in all homes rehabilitated with the County's CDBG and/or HOME funds. Only homes that are pre-1978 are subject to the lead-based paint provisions. Many of the homes in Manatee County were constructed after 1978.

The County will continue to encourage appropriate staff and participating contractors to attend training and obtain certification in "Lead Based Paint Safe Work Practices" for County construction and rehabilitation projects.

**Actions taken to reduce the number of poverty-level families. 91.220(k); 91.320(j)**

Most CDBG program funds address the economic needs of low- and moderate-income persons. Many of those programs also address issues such as self-sufficiency, life skill development, and other similar programs that indirectly reduce the number of persons living below the poverty level.



**Actions taken to develop institutional structure. 91.220(k); 91.320(j)**

The County has in place a strong institutional structure necessary to carry out its housing and community development strategies. The Redevelopment and Economic Opportunity Department administered the CDBG, HOME, and ESG Programs. In conjunction with other County operating departments, the Redevelopment and Economic Opportunity Department also implemented any public works projects proposed by the 5-Year Consolidated Plan or any of the Annual Action Plans.

In conjunction with the policy of the County, all housing and community development programs will include an extensive, year-end performance review and audit. This review will help determine, based upon goals and objectives stated at program initiation, the success of the program. Activities will be quantitatively measured against program performance, compliance with overall program goals and requirements will be determined, and citizen input regarding program performance will be sought. The CAPER will aid the assurance of meeting program objectives and goals. It will further assist in the planning of long-term program goals, objectives and activities.

Manatee County's Southwest District Plan improves neighborhoods and redevelops corridors while protecting environmentally sensitive areas, to support transportation mobility, encourage economic investment and redevelopment, maintain public safety, provide affordable housing options, transform area corridors into vibrant places, assist small business, sustain the involvement of the public and partner with academic institutions to better integrate schools into the fabric of the community.

The Southwest District Plan is steered by civic engagements, public workshops, and direction of the Manatee County Board of County Commissioners, who will continue to hold joint meetings of the Board, Manatee County Southwest District TIF, Bradenton's DDA, and Bradenton's 14th Street CRA to discuss common development trends and possible coordination efforts. The Southwest District Plan will continue to evolve over time with input of the citizens, stakeholders, the Board of County Commissioners, and will be amended as necessary to address economic conditions, market trends and other factors requiring changes.

Staff continues to build experience and knowledge through training and program administration. Staff meets periodically with the City of Bradenton's grant administration personnel to coordinate programming and explore any collaborative initiatives.

**Actions taken to enhance coordination between public and private housing and social service agencies. 91.220(k); 91.320(j)**

The Redevelopment and Economic Opportunity Department will continue to coordinate with various community groups to determine objectives and goals through the public participation process. These groups play a vital role in implementing the 5-Year Consolidated Plan and the One-Year Action Plans,

annual Performance Reviews, and any proposed Substantial Amendments. All stakeholders are welcomed and encouraged to participate in the implementation of the Community Development Block Grant Program.

Manatee County, the Manatee County Housing Authority, CHDOs, and local non-profit agencies who provide our services have been an integral part in the Consolidated planning process, Annual Action Plans, and Assessment of Fair Housing Plan, through focus group meetings and other periodic meetings that are held to discuss the needs of our low- to moderate-income residents of the County.

### **Identify actions taken to overcome the effects of any impediments identified in the jurisdictions analysis of impediments to fair housing choice. 91.520(a)**

Through late 2016 and early 2017 the Manatee County Housing Authority (MCHA) and Manatee County Government teamed up to develop a joint Assessment of Fair Housing (AFH) report. Through the development of the AFH plan the County and MCHA staff worked together to develop joint goals and objectives related to Fair Housing. Through this process the County engaged public housing residents and citizens through surveys and public meetings. This input proved valuable in developing both the AFH and subsequently the Consolidated Plan. The AFH was approved by HUD on February 23, 2017.

Through the AFH process it was determined that the County currently lacks the capacity to take on Fair Housing services and there is a lack of external organizations that provide Fair Housing services. Manatee County has pursued preliminary discussion in the establishment of a Fair Housing Assistance Program (FHAP), however, due to loss of staff during the recession, was not able to move forward.

Manatee County has developed eight (8) goals as part of the AFH. Below is a listing of the adopted AFH goals along with accomplishments for the 2017 Program Year:

#### **Goal 1: Identify Opportunities to Reinvest in R/ECAPs to Eliminate Blighted Conditions and Spur Redevelopment**

- Two Roadway Resurfacing Projects were included in 2017/18 Action Plan. To date, a contract has been awarded, but construction has not commenced.
- A resident's center for the Housing Authority was included in the 2017/18 Action Plan, which will provide a venue in the South County R/ECAP for job training, fair housing education, and other programs that will benefit low-income residents in the area. To date, construction proposals have been received, but a contract has not yet been awarded.

#### **Goal 2: Address Contributing Factors of Poverty and Segregation**

- Through ELCs childcare education program, childcare workers within the R/ECAPS are offered an opportunity to earn their GEDs, to prepare them for better paying jobs.

**Goal 3: Strengthen Code Enforcement on Substandard Rental Units**

**Goal 4: Increase Availability of Affordable Housing in Manatee County**

- Through the County's affordable housing incentives, 23 single-family affordable housing units were completed.
- Incentivized by the Livable Manatee Program, several developers are in the process of obtaining development approvals for rental and homeownership projects that will include affordable housing units. One 64-unit rental development is currently under construction, which will provide 16 affordable units, when completed.

**Goal 5: Expand Fair Housing Education within Manatee County**

- Through the Gulfcoast Legal Services program legal assistance and fair housing education is being conducted regularly and primarily in the County's two R/ECAPs.

**Goal 6: Provide Services that Improve Financial Literacy and Access to Financing for Minority and Low-Income Populations**

- Through the SHIP program, homebuyer education classes and downpayment assistance are provided to income-qualified homebuyers. During the program year, 18 clients were assisted.

**Goal 7: Improve the Enforcement of Fair Housing Laws and Ordinances.**

- Through the Gulfcoast Legal Services Program, residents will be more educated in fair housing violations, and will be provided assistance in filing a complaint.

**Goal 8: Provide Better Access to Opportunity for Protected Classes through Public Services.**

- Through the ELC child care education program, pre-K children and their teachers within the County's R/ECAPS were provided with STEAM education, and child care workers in the R/ECAPS had the opportunity to get earn GEDs and additional child care educational courses.

## **CR-40 - Monitoring 91.220 and 91.230**

**Describe the standards and procedures used to monitor activities carried out in furtherance of the plan and used to ensure long-term compliance with requirements of the programs involved, including minority business outreach and the comprehensive planning requirements**

Community Development staff is responsible for monitoring Federal requirements including Davis-Bacon, Contract Work Hours, Section 3, Minority Business Enterprise, etc. on an ongoing basis. In addition, programmatic and fiscal requirements are monitored and reviewed by staff.

Staff monitors all internal expenditures/programs and subrecipient organizations. Compliance is documented through reimbursement requests, informal communication, formal communication, monthly progress reports, quarterly demographic reports, and on-site formal monitoring visits. Written agreements are prepared and executed for all HUD-funded activities.

Through the development of the CAPER and Annual Action Plan, Manatee County staff can evaluate its progress in meeting the goals and strategies of the Consolidated Plan on an annual basis.

## **Citizen Participation Plan 91.105(d); 91.115(d)**

**Describe the efforts to provide citizens with reasonable notice and an opportunity to comment on performance reports.**

The County publicly advertised that the CAPER was available for review and comment on November 16, 2018 in the Spanish newspaper 7 Dias and on December 1, 2018 in the Bradenton Herald. The draft report was placed on the County website, at the REO Department Office and County Libraries for 15 days (December 3, 2018 - December 18, 2018). One public hearing was conducted with the Board of County Commissioners on December 18, 2018 to discuss the performance report, and open the agenda item for public comment. No public comment was received during the public review period or during the public hearing.

**CR-45 - CDBG 91.520(c)**

**Specify the nature of, and reasons for, any changes in the jurisdiction's program objectives and indications of how the jurisdiction would change its programs as a result of its experiences.**

There have been no changes in program objectives. This is the first year report on the Consolidated Plan and the objectives/priority needs established in the Plan are still relevant and needed in Manatee County.

**Does this Jurisdiction have any open Brownfields Economic Development Initiative (BEDI) grants?**

No

**[BEDI grantees] Describe accomplishments and program outcomes during the last year.**

## **CR-50 - HOME 91.520(d)**

**Include the results of on-site inspections of affordable rental housing assisted under the program to determine compliance with housing codes and other applicable regulations**

Please list those projects that should have been inspected on-site this program year based upon the schedule in §92.504(d). Indicate which of these were inspected and a summary of issues that were detected during the inspection. For those that were not inspected, please indicate the reason and how you will remedy the situation.

Currently, Manatee County has only two affordable rental housing units assisted under HOME.

- 1815 21st Ave. E., Bradenton, FL - completed and inspected on 8/2/17.
- 7612 Bishop Harbor Rd., Palmetto, FL - completed and inspected 8/2/17.

These and any future rental properties assisted with HOME will be inspected as required per 92.504(d) of HUD regulations.

**Provide an assessment of the jurisdiction's affirmative marketing actions for HOME units. 92.351(b)**

During July of each year, a Notice of Funding Availability (NOFA) is advertised for all housing assistance funded through CDBG, HOME, and SHIP. In order to be considered for assistance, interested citizens are required to fill out an entry form. Additionally, staff compiles a log of interested citizens during the year and directly sends out notices to those individuals.

A random drawing, to establish the order in which eligible citizens will be considered for funding, is conducted in August of every year. Generally funding is reserved for low- or very low-households, with priority given to special needs households (for 20% of the available funding).

**Refer to IDIS reports to describe the amount and use of program income for projects, including the number of projects and owner and tenant characteristics**

During the 2017/18 program year, Manatee County received program income from the sale of two HOME assisted single family residences. All program income less that allowed for administration, or \$52,187, went towards a HOME replacement project. This low-income household is owner occupied by two elderly persons, one of which is disabled.

**Describe other actions taken to foster and maintain affordable housing. 91.220(k) (STATES ONLY: Including the coordination of LIHTC with the development of affordable housing). 91.320(j)**

Public policies can have a direct impact on barriers to affordable housing. Manatee County has recognized this fact and has reviewed its own process to expose any barriers or obstacles to developing affordable housing. From this review, a few concerns were noted. These included the review time by the staff and the cost to the developer, the limited code allowances for affordable or workforce housing, and impact fees. To alleviate these concerns, a variety of policies and or regulations were put into practice. An in-depth description of these policies and regulations are provided within the Consolidated Plan. An overview is outlined here:

**Housing Rapid Response Team** – assists housing developers who wish to participate in the County’s affordable/workforce housing programs expedite the development and permitting processes.

**Manatee County Land Development Code** – outlines incentives which may be available to developers of affordable/workforce housing developments. Developers for income-eligible households may seek expedited review and permit processing, review and permit fee refunds, and other incentives, as applicable.

**Urban Corridors** - Starting in 2016, the County made amendments to the Comprehensive Plan and Land Development Code to improve opportunities for infill, redevelopment and development, along major corridors in strategic areas of the County. The amendments generally provide greater flexibility in the regulations, allow for moderate increases in density and intensity of development, and allow residential and mixed-use development patterns to occur along the corridors. They also ensure that development review is consistent, meaningful, and predictable for staff, the developer, and citizens. In 2017, the Urban Corridors received statewide recognition for allowance of greater densities and building heights while promoting mixed-use and walkability.

**Livable Manatee Incentive Program for Qualified New Affordable Housing** - Manatee County approved Resolution R-17-069 on August 22, 2017, to enact the Livable Manatee Incentive Program for Qualified New Affordable Housing. This program provides for homeownership and rental incentives to foster the construction of new affordable units and is an improvement and expansion on the previous Affordable Housing Impact Fee Program. Through this program, Manatee County will pay 100% of impact fees for new qualified affordable units and will expedite the corresponding review and permitting process. The resulting development is subject to a Land Use Restriction Agreement to maintain affordability for a designated amount of time.

**Additional Comprehensive Plan and Land Development Code Amendments** - During the program year, Manatee County amended its Future Land Use Categories and increased densities in the Comprehensive Plan to further support affordable housing. Currently, the companion Land Development Code changes are going through the public hearing process and should be approved and implemented in February 2019.

# CR-60 - ESG 91.520(g) (ESG Recipients only)

ESG Supplement to the CAPER in *e-snaps*

## For Paperwork Reduction Act

### 1. Recipient Information—All Recipients Complete

#### Basic Grant Information

Recipient Name	MANATEE COUNTY
Organizational DUNS Number	077594810
EIN/TIN Number	596000727
Identify the Field Office	JACKSONVILLE
Identify CoC(s) in which the recipient or subrecipient(s) will provide ESG assistance	Sarasota/Bradenton/Manatee, Sarasota Counties CoC

#### ESG Contact Name

Prefix	Ms
First Name	DENISE
Middle Name	L
Last Name	THOMAS
Suffix	0
Title	Community Development Manager

#### ESG Contact Address

Street Address 1	1112 Manatee Ave W
Street Address 2	0
City	Bradenton
State	FL
ZIP Code	-
Phone Number	9417484501
Extension	3474
Fax Number	9417425848
Email Address	denise.thomas@mymanatee.org

#### ESG Secondary Contact

Prefix
First Name
Last Name
Suffix
Title
Phone Number
Extension



**Email Address**

**2. Reporting Period—All Recipients Complete**

**Program Year Start Date** 10/01/2017  
**Program Year End Date** 09/30/2018

**3a. Subrecipient Form – Complete one form for each subrecipient**

**Subrecipient or Contractor Name:** Community Coalition on Homeless  
**City:** Bradenton  
**State:** FL  
**Zip Code:** ,  
**DUNS Number:** 101926173  
**Is subrecipient a victim services provider:** N  
**Subrecipient Organization Type:** Other Non-Profit Organization  
**ESG Subgrant or Contract Award Amount:** 135544

# **Attachment**

## **Pre-17 Activities and Activities from Other Funding**

**Progress on Pre-2017, SHIP and Affordable Housing Activities**

**2013/14 CDBG - Manatee County Clerk of the Circuit Court W. H. Vanderipe House -** Manatee County allocated \$87,500 toward the restoration of the William H. Vanderipe House. During the program year, \$6,685 was expended, the project was completed, and a total of \$87,435 of CDBG funding was spent on the project.

**2013/14 CDBG - Manatee County Homeowner Rehabilitation Program -** Manatee County allocated \$282,698 to assist low/moderate income eligible homeowners with substantial repairs or reconstruction of their existing homes. CDBG funding has been leveraged with HOME and/or SHIP funding. Four projects in total were completed. The \$4,770 balance was expended during the program year.

**2014/15 CDBG - Manatee County 12<sup>th</sup> Street East Sidewalk Project -** \$407,261 was allocated toward this project. During the program year, construction was completed, and \$108,557 was expended, for a total CDBG project cost of \$380,438.

**2014/15 HOME - Homeowner Rehabilitation -** Manatee County allocated \$272,482 for this program. HOME funding has been leveraged with CDBG and/or SHIP funding. Three reconstruction projects and 1 rehabilitation project were completed. During the program year, \$7,967 was spent on a replacement project funded with SHIP. See Multi-Year HOME - Homeowner Rehabilitation below for the balance and status of this funding.

**2014/15 & 2015/16 HOME - CHDO -** Manatee County conveyed a single-family lot and allocated \$204,595 to a CHDO. During the program year 1 single-family residence was constructed.

**2015/16 CDBG - Manatee County 26<sup>th</sup> Street East Sidewalk Project -** \$360,000 was allocated for this project. During the program year construction was substantially completed, and \$261,110 was invoiced/spent. \$38,327 will finish out all invoicing for the project, which should be complete by February 2019.

**2015/16 HOME - Homeowner Rehabilitation -** Manatee County allocated \$327,806 to assist homeowners with substantial repairs or reconstruction of their existing homes. One replacement project was completed during the program year. See Multi-Year HOME - Homeowner Rehabilitation below for the balance and status of this funding.

**2016/17 CDBG - Manatee County Bayshore Gardens Sidewalks -** Manatee County allocated \$421,132 for the engineering, design and construction of three sidewalks in the Bayshore Gardens Subdivision. During the program year, the project was completed, \$377,029 was expended, for a total CDBG cost of \$420,079. Sales tax funding of \$30,310 was used as leverage.

**2016/17 CDBG - Centerstone of Florida, Inc. Safety and Security Infrastructure Improvement Project -** This project involves the installation of safety and security lighting at the Centerstone Hospital and Addiction Center. During the program year the project was completed. \$269,963 was expended for a total CDBG cost of \$270,663.

**2016/17 CDBG - Meals on Wheels Adult Day Care Generator Project -** Manatee County allocated \$55,000 in funding for the installation of an emergency generator at an existing adult day care facility. During the program year, the project was completed, \$48,703 was expended for a total CDBG cost of \$49,403.

**2016/17 CDBG - Centerstone of Florida, Inc. - Rental Subsidy Program -** This program provides for 3-12 months of temporary rental housing assistance for income eligible behavioral health clients who would otherwise be released into homelessness. Manatee County has allocated \$80,000 for this program. To date, \$103,230.59 of 15/16 and 16/17 CDBG funding has been expended, providing assistance to 51 individuals.

**2016/17 CDBG - AMFM Enterprise, Inc. Sara's Place -** This activity provided day care services for the elderly, and was allocated \$64,125 in funding. During the program year, 5 clients were served, and \$14,500 (balance of funding) was expended.

**2016/17 HOME - Homeowner Rehabilitation -** Manatee County allocated \$265,162 to assist homeowners with substantial repairs or reconstruction of their existing homes. One replacement project was completed during the program year. See Multi-Year HOME - Homeowner Rehabilitation below for the balance and status of this funding.

**2016/17 HOME - CHDO -** Manatee County conveyed a single-family lot and allocated \$146,299 to a CHDO, during the program year for a single-family affordable resale home. Construction has not commenced.

**2017/18 HOME - Homeowner Rehabilitation -** Manatee County allocated \$276,142 to assist homeowners with substantial repairs or reconstruction of their existing homes. During the program year, \$136,925 was obligated for a replacement project.

**2017/18 HOME - CHDO -** Manatee County conveyed a single-family lot and allocated \$150,000 to a CHDO, during the program year, for a single-family affordable resale. Construction has not commenced.

**2017/18 SHIP - Homeowner Rehabilitation -** During the program year 5 replacement projects were completed for \$733,201, and 4 rehabilitation projects for \$199,079 were completed.

**2017/18 SHIP - Downpayment Assistance -** Manatee County expended \$420,671 of SHIP funding for downpayment assistance. During the program year, 15 very-low- to moderate-income first-time homebuyers were assisted in obtaining newly constructed or existing homes.

**2017/18 SHIP - Homebuyer Education -** All homebuyers receiving the County's downpayment assistance are required to attend a County approved first-time homebuyers education training, which provides client with what to expect with purchasing a house, budgeting/financing, home maintenance. During the program year, Manatee County had funding agreements with two agencies who provided the homebuyer education classes. A total of 196 individuals were served, and \$30,000 of SHIP funding was expended.

**2017/18 Affordable Housing through County Incentives**

- **Single-family Infill** – Through the County’s Land Development Code Affordable Housing Incentives, \$94,200 in impact fees were paid on 19 new single-family affordable homes. Under the County’s Livable Manatee Program, \$55,817 of impact fees for 4 new single-family affordable homes were paid.
- **Single/Multi-Family Developments** - Incentivized by the Livable Manatee Program, several developers are in the process of obtaining development approvals for rental and homeownership projects that will include affordable housing units. One 64-unit rental development is currently under construction, which will provide 16 affordable units, when completed.

**Multi-Year CDBG/HOME – Homeowner Rehabilitation -**

<u>CDBG Funding</u>	<u>HOME Funding</u>
14/15 - \$12,586.91	14/15 - \$10,857.08
15/16 - \$36,793.64	15/16 - \$70,214.77
16/17 - \$165,544.78	16/17 - \$136,576.43
17/18 - \$1,738.67	17/18 - \$89,886.72

This funding is obligated for 4 single-family homeowner-occupied rehabilitation projects for income-qualified clients.

# Financial Reports



PR26 - CDBG Financial Summary Report  
Program Year 2017  
MANATEE COUNTY, FL

**PART I: SUMMARY OF CDBG RESOURCES**

01 UNEXPENDED CDBG FUNDS AT END OF PREVIOUS PROGRAM YEAR	1,378,388.21
02 ENTITLEMENT GRANT	1,654,878.00
03 SURPLUS URBAN RENEWAL	0.00
04 SECTION 108 GUARANTEED LOAN FUNDS	0.00
05 CURRENT YEAR PROGRAM INCOME	0.00
05a CURRENT YEAR SECTION 108 PROGRAM INCOME (FOR SI TYPE)	0.00
06 FUNDS RETURNED TO THE LINE-OF-CREDIT	0.00
06a FUNDS RETURNED TO THE LOCAL CDBG ACCOUNT	0.00
07 ADJUSTMENT TO COMPUTE TOTAL AVAILABLE	0.00
08 TOTAL AVAILABLE (SUM, LINES 01-07)	3,033,266.21

**PART II: SUMMARY OF CDBG EXPENDITURES**

09 DISBURSEMENTS OTHER THAN SECTION 108 REPAYMENTS AND PLANNING/ADMINISTRATION	1,285,659.15
10 ADJUSTMENT TO COMPUTE TOTAL AMOUNT SUBJECT TO LOW/MOD BENEFIT	0.00
11 AMOUNT SUBJECT TO LOW/MOD BENEFIT (LINE 09 + LINE 10)	1,285,659.15
12 DISBURSED IN IDIS FOR PLANNING/ADMINISTRATION	310,228.15
13 DISBURSED IN IDIS FOR SECTION 108 REPAYMENTS	0.00
14 ADJUSTMENT TO COMPUTE TOTAL EXPENDITURES	0.00
15 TOTAL EXPENDITURES (SUM, LINES 11-14)	1,595,887.30
16 UNEXPENDED BALANCE (LINE 08 - LINE 15)	1,437,378.91

**PART III: LOWMOD BENEFIT THIS REPORTING PERIOD**

17 EXPENDED FOR LOW/MOD HOUSING IN SPECIAL AREAS	0.00
18 EXPENDED FOR LOW/MOD MULTI-UNIT HOUSING	0.00
19 DISBURSED FOR OTHER LOW/MOD ACTIVITIES	1,285,659.15
20 ADJUSTMENT TO COMPUTE TOTAL LOW/MOD CREDIT	0.00
21 TOTAL LOW/MOD CREDIT (SUM, LINES 17-20)	1,285,659.15
22 PERCENT LOW/MOD CREDIT (LINE 21/LINE 11)	100.00%

**LOW/MOD BENEFIT FOR MULTI-YEAR CERTIFICATIONS**

23 PROGRAM YEARS(PY) COVERED IN CERTIFICATION	PY: 2015 PY: 2016 PY: 2017
24 CUMULATIVE NET EXPENDITURES SUBJECT TO LOW/MOD BENEFIT CALCULATION	4,243,091.00
25 CUMULATIVE EXPENDITURES BENEFITING LOW/MOD PERSONS	3,435,268.00
26 PERCENT BENEFIT TO LOW/MOD PERSONS (LINE 25/LINE 24)	80.96%

**PART IV: PUBLIC SERVICE (PS) CAP CALCULATIONS**

27 DISBURSED IN IDIS FOR PUBLIC SERVICES	212,284.82
28 PS UNLIQUIDATED OBLIGATIONS AT END OF CURRENT PROGRAM YEAR	0.00
29 PS UNLIQUIDATED OBLIGATIONS AT END OF PREVIOUS PROGRAM YEAR	0.00
30 ADJUSTMENT TO COMPUTE TOTAL PS OBLIGATIONS	0.00
31 TOTAL PS OBLIGATIONS (LINE 27 + LINE 28 - LINE 29 + LINE 30)	212,284.82
32 ENTITLEMENT GRANT	1,654,878.00
33 PRIOR YEAR PROGRAM INCOME	0.00
34 ADJUSTMENT TO COMPUTE TOTAL SUBJECT TO PS CAP	0.00
35 TOTAL SUBJECT TO PS CAP (SUM, LINES 32-34)	1,654,878.00
36 PERCENT FUNDS OBLIGATED FOR PS ACTIVITIES (LINE 31/LINE 35)	12.83%

**PART V: PLANNING AND ADMINISTRATION (PA) CAP**

37 DISBURSED IN IDIS FOR PLANNING/ADMINISTRATION	310,228.15
38 PA UNLIQUIDATED OBLIGATIONS AT END OF CURRENT PROGRAM YEAR	0.00
39 PA UNLIQUIDATED OBLIGATIONS AT END OF PREVIOUS PROGRAM YEAR	0.00
40 ADJUSTMENT TO COMPUTE TOTAL PA OBLIGATIONS	0.00
41 TOTAL PA OBLIGATIONS (LINE 37 + LINE 38 - LINE 39 +LINE 40)	310,228.15
42 ENTITLEMENT GRANT	1,654,878.00
43 CURRENT YEAR PROGRAM INCOME	0.00
44 ADJUSTMENT TO COMPUTE TOTAL SUBJECT TO PA CAP	0.00
45 TOTAL SUBJECT TO PA CAP (SUM, LINES 42-44)	1,654,878.00
46 PERCENT FUNDS OBLIGATED FOR PA ACTIVITIES (LINE 41/LINE 45)	18.75%



Office of Community Planning and Development  
 U.S. Department of Housing and Urban Development  
 Integrated Disbursement and Information System  
 PR26 - CDBG Financial Summary Report  
 Program Year 2017  
 MANATEE COUNTY, FL

DATE: 12-06-18  
 TIME: 15:01  
 PAGE: 2

**LINE 17 DETAIL: ACTIVITIES TO CONSIDER IN DETERMINING THE AMOUNT TO ENTER ON LINE 17**

Report returned no data.

**LINE 18 DETAIL: ACTIVITIES TO CONSIDER IN DETERMINING THE AMOUNT TO ENTER ON LINE 18**

Report returned no data.

**LINE 19 DETAIL: ACTIVITIES INCLUDED IN THE COMPUTATION OF LINE 19**

Plan Year	IDIS Project	IDIS Activity	Voucher Number	Activity Name	Matrix Code	National Objective	Drawn Amount
2016	8	391	6174632	MOW Adult Day Care Generator	03A	LMC	\$29,300.00
2016	8	391	6174636	MOW Adult Day Care Generator	03A	LMC	\$2,740.00
					<b>03A</b>	<b>Matrix Code</b>	<b>\$32,040.00</b>
2015	10	372	6117451	Intersection Radium Improvements	03K	LMA	\$18,244.02
2016	3	385	6117574	MCG Road Resurfacing Project	03K	LMA	\$9,496.31
					<b>03K</b>	<b>Matrix Code</b>	<b>\$27,740.33</b>
2014	5	342	6144848	Construct 12th St. East Sidewalk	03L	LMA	\$47,948.73
2014	5	342	6144851	Construct 12th St. East Sidewalk	03L	LMA	\$39,690.40
2014	5	342	6154128	Construct 12th St. East Sidewalk	03L	LMA	\$230.00
2014	5	342	6154499	Construct 12th St. East Sidewalk	03L	LMA	\$7,000.00
2014	5	342	6154500	Construct 12th St. East Sidewalk	03L	LMA	\$6,942.78
2015	9	371	6144848	26th St. E. Palmetto Sidewalk Installation	03L	LMA	\$26,684.65
2015	9	371	6144849	26th St. E. Palmetto Sidewalk Installation	03L	LMA	\$4,269.95
2015	9	371	6162677	26th St. E. Palmetto Sidewalk Installation	03L	LMA	\$1,905.00
2015	9	371	6162678	26th St. E. Palmetto Sidewalk Installation	03L	LMA	\$35,208.60
2015	9	371	6174631	26th St. E. Palmetto Sidewalk Installation	03L	LMA	\$68,004.30
2015	9	371	6192231	26th St. E. Palmetto Sidewalk Installation	03L	LMA	\$117.70
2015	9	371	6192232	26th St. E. Palmetto Sidewalk Installation	03L	LMA	\$350.00
2015	9	371	6208274	26th St. E. Palmetto Sidewalk Installation	03L	LMA	\$2,265.54
2015	9	371	6208275	26th St. E. Palmetto Sidewalk Installation	03L	LMA	\$114,987.36
2016	9	392	6117574	MCG Bayshore Gardens Sidewalks	03L	LMA	\$1,960.00
2016	9	392	6162681	MCG Bayshore Gardens Sidewalks	03L	LMA	\$153,888.58
2016	9	392	6174632	MCG Bayshore Gardens Sidewalks	03L	LMA	\$191,041.91
2016	9	392	6208279	MCG Bayshore Gardens Sidewalks	03L	LMA	\$30,138.26
					<b>03L</b>	<b>Matrix Code</b>	<b>\$732,633.76</b>
2016	10	393	6135612	Centerstone Safety and Security Infrastructure for Special Needs	03P	LMA	\$2,455.00
2016	10	393	6154130	Centerstone Safety and Security Infrastructure for Special Needs	03P	LMA	\$32,671.80
2016	10	393	6174632	Centerstone Safety and Security Infrastructure for Special Needs	03P	LMA	\$215,661.65
2016	10	393	6192233	Centerstone Safety and Security Infrastructure for Special Needs	03P	LMA	\$15,986.35
2016	10	393	6208279	Centerstone Safety and Security Infrastructure for Special Needs	03P	LMA	\$2,730.20
					<b>03P</b>	<b>Matrix Code</b>	<b>\$269,505.00</b>
2016	12	395	6117574	Sara's Place Empowerment Center	05A	LMC	\$14,500.00
2017	1	403	6144852	Allean's Loving Care	05A	LMC	\$4,830.00
2017	1	403	6154132	Allean's Loving Care	05A	LMC	\$9,660.00
2017	1	403	6162683	Allean's Loving Care	05A	LMC	\$3,395.00
2017	1	403	6174636	Allean's Loving Care	05A	LMC	\$7,770.00
2017	1	403	6192236	Allean's Loving Care	05A	LMC	\$10,885.00
2017	1	403	6208291	Allean's Loving Care	05A	LMC	\$3,460.00
2017	12	409	6135613	Unfunded Senior Meals	05A	LMC	\$11,765.67
2017	12	409	6154132	Unfunded Senior Meals	05A	LMC	\$11,561.61
2017	12	409	6174636	Unfunded Senior Meals	05A	LMC	\$5,654.61
2017	12	409	6192236	Unfunded Senior Meals	05A	LMC	\$10,766.85
2017	12	409	6208291	Unfunded Senior Meals	05A	LMC	\$10,466.13





Office of Community Planning and Development  
 U.S. Department of Housing and Urban Development  
 Integrated Disbursement and Information System  
 PR26 - CDBG Financial Summary Report  
 Program Year 2017  
 MANATEE COUNTY, FL

DATE: 12-06-18  
 TIME: 15:01  
 PAGE: 3

Plan Year	IDIS Project	IDIS Activity	Voucher Number	Activity Name	Matrix Code	National Objective	Drawn Amount
					<b>05A</b>	<b>Matrix Code</b>	<b>\$104,714.87</b>
2017	4	401	6144852	Housing Preservation	05C	LMC	\$18,240.95
2017	4	401	6154132	Housing Preservation	05C	LMC	\$2,394.00
2017	4	401	6162683	Housing Preservation	05C	LMC	\$5,226.90
2017	4	401	6208291	Housing Preservation	05C	LMC	\$5,805.10
					<b>05C</b>	<b>Matrix Code</b>	<b>\$31,666.95</b>
2016	11	394	6117574	Centerstone Emergency Transitional Housing for Substance Abuse	05F	LMC	\$11,292.00
2016	11	394	6135612	Centerstone Emergency Transitional Housing for Substance Abuse	05F	LMC	\$3,351.25
2016	11	394	6144851	Centerstone Emergency Transitional Housing for Substance Abuse	05F	LMC	\$513.75
2016	11	394	6162679	Centerstone Emergency Transitional Housing for Substance Abuse	05F	LMC	\$187.00
					<b>05F</b>	<b>Matrix Code</b>	<b>\$15,344.00</b>
2017	3	408	6174636	Childcare Worker Education	05L	LMCSV	\$110.00
2017	3	408	6192236	Childcare Worker Education	05L	LMCSV	\$9,113.00
2017	3	408	6208291	Childcare Worker Education	05L	LMCSV	\$1,336.00
					<b>05L</b>	<b>Matrix Code</b>	<b>\$10,559.00</b>
2017	2	407	6144852	2017 Project Smile	05M	LMC	\$32,212.00
2017	2	407	6154132	2017 Project Smile	05M	LMC	\$4,103.00
2017	2	407	6162683	2017 Project Smile	05M	LMC	\$4,410.00
2017	2	407	6174636	2017 Project Smile	05M	LMC	\$5,890.00
2017	2	407	6192236	2017 Project Smile	05M	LMC	\$3,385.00
					<b>05M</b>	<b>Matrix Code</b>	<b>\$50,000.00</b>
2013	10	399	6135607	207 29th St. E., Palmetto, FL - Edwards	14A	LMH	\$4,770.24
					<b>14A</b>	<b>Matrix Code</b>	<b>\$4,770.24</b>
2013	4	328	6117450	William H. Vanderipe Restoration	16B	LMA	\$6,685.00
					<b>16B</b>	<b>Matrix Code</b>	<b>\$6,685.00</b>
<b>Total</b>							<b>\$1,285,659.15</b>

**LINE 27 DETAIL: ACTIVITIES INCLUDED IN THE COMPUTATION OF LINE 27**

Plan Year	IDIS Project	IDIS Activity	Voucher Number	Activity Name	Matrix Code	National Objective	Drawn Amount
2016	12	395	6117574	Sara's Place Empowerment Center	05A	LMC	\$14,500.00
2017	1	403	6144852	Allean's Loving Care	05A	LMC	\$4,830.00
2017	1	403	6154132	Allean's Loving Care	05A	LMC	\$9,660.00
2017	1	403	6162683	Allean's Loving Care	05A	LMC	\$3,395.00
2017	1	403	6174636	Allean's Loving Care	05A	LMC	\$7,770.00
2017	1	403	6192236	Allean's Loving Care	05A	LMC	\$10,885.00
2017	1	403	6208291	Allean's Loving Care	05A	LMC	\$3,460.00
2017	12	409	6135613	Unfunded Senior Meals	05A	LMC	\$11,765.67
2017	12	409	6154132	Unfunded Senior Meals	05A	LMC	\$11,561.61
2017	12	409	6174636	Unfunded Senior Meals	05A	LMC	\$5,654.61
2017	12	409	6192236	Unfunded Senior Meals	05A	LMC	\$10,766.85
2017	12	409	6208291	Unfunded Senior Meals	05A	LMC	\$10,466.13
					<b>05A</b>	<b>Matrix Code</b>	<b>\$104,714.87</b>
2017	4	401	6144852	Housing Preservation	05C	LMC	\$18,240.95
2017	4	401	6154132	Housing Preservation	05C	LMC	\$2,394.00
2017	4	401	6162683	Housing Preservation	05C	LMC	\$5,226.90
2017	4	401	6208291	Housing Preservation	05C	LMC	\$5,805.10
					<b>05C</b>	<b>Matrix Code</b>	<b>\$31,666.95</b>
2016	11	394	6117574	Centerstone Emergency Transitional Housing for Substance Abuse	05F	LMC	\$11,292.00



Office of Community Planning and Development  
 U.S. Department of Housing and Urban Development  
 Integrated Disbursement and Information System  
 PR26 - CDBG Financial Summary Report  
 Program Year 2017  
 MANATEE COUNTY , FL

DATE: 12-06-18  
 TIME: 15:01  
 PAGE: 4

Plan Year	IDIS Project	IDIS Activity	Voucher Number	Activity Name	Matrix Code	National Objective	Drawn Amount
2016	11	394	6135612	Centerstone Emergency Transitional Housing for Substance Abuse	05F	LMC	\$3,351.25
2016	11	394	6144851	Centerstone Emergency Transitional Housing for Substance Abuse	05F	LMC	\$513.75
2016	11	394	6162679	Centerstone Emergency Transitional Housing for Substance Abuse	05F	LMC	\$187.00
					<b>05F</b>	<b>Matrix Code</b>	<b>\$15,344.00</b>
2017	3	408	6174636	Childcare Worker Education	05L	LMCSV	\$110.00
2017	3	408	6192236	Childcare Worker Education	05L	LMCSV	\$9,113.00
2017	3	408	6208291	Childcare Worker Education	05L	LMCSV	\$1,336.00
					<b>05L</b>	<b>Matrix Code</b>	<b>\$10,559.00</b>
2017	2	407	6144852	2017 Project Smile	05M	LMC	\$32,212.00
2017	2	407	6154132	2017 Project Smile	05M	LMC	\$4,103.00
2017	2	407	6162683	2017 Project Smile	05M	LMC	\$4,410.00
2017	2	407	6174636	2017 Project Smile	05M	LMC	\$5,890.00
2017	2	407	6192236	2017 Project Smile	05M	LMC	\$3,385.00
					<b>05M</b>	<b>Matrix Code</b>	<b>\$50,000.00</b>
<b>Total</b>							<b>\$212,284.82</b>

**LINE 37 DETAIL: ACTIVITIES INCLUDED IN THE COMPUTATION OF LINE 37**

Plan Year	IDIS Project	IDIS Activity	Voucher Number	Activity Name	Matrix Code	National Objective	Drawn Amount
2017	14	402	6117453	2017 CDBG Program Administration	21A		\$97,301.80
2017	14	402	6126704	2017 CDBG Program Administration	21A		\$24,229.74
2017	14	402	6135613	2017 CDBG Program Administration	21A		\$25,460.10
2017	14	402	6144852	2017 CDBG Program Administration	21A		\$23,827.55
2017	14	402	6154132	2017 CDBG Program Administration	21A		\$30,583.24
2017	14	402	6162683	2017 CDBG Program Administration	21A		\$25,476.15
2017	14	402	6174636	2017 CDBG Program Administration	21A		\$43,101.42
2017	14	402	6192236	2017 CDBG Program Administration	21A		\$40,248.15
					<b>21A</b>	<b>Matrix Code</b>	<b>\$310,228.15</b>
<b>Total</b>							<b>\$310,228.15</b>

6510.2 REV-2 -Exhibit 3b  
 FINANCIAL SUMMARY ATTACHMENT  
 2017-2018  
 Page -1-

Appendix 3

b. RECONCILIATION OF LINE(S) OF CREDIT (LOC) AND CASH BALANCES TO UNEXPENDED BALANCE OF CDBG FUNDS SHOWN ON GPR

Complete the following worksheet and submit with the attachment:

Unexpended balance shown on GPR: \$1,437,378.91  
 (line 16 of HUD 4949.3)

RECONCILIATION: (for the items listed below, use amounts recorded as of Close-of-business on the last day of this GPR reporting period.)

ADD:

LOC balance(s)	\$1,608,567.50
Cash on Hand:	
Grantee Program Account	\$ 0.00
Subrecipients Program Accounts	\$ 0.00
Revolving Fund Cash Balances	\$ 0.00
Section 108 cash balances	\$ 0.00

SUBTRACT:

Grantee CDBG Program Liabilities (Include any reimbursements due to the Grantee from Program funds)	*\$ 0.00
Sub recipient CDBG Program Liabilities (same instructions as above)	*\$ 171,188.59

TOTAL RECONCILING BALANCE:  \$ 1,437,378.91

UNRECONCILED DIFFERENCE (between Total Reconciling Balance and Unexpended Balance): (Explain below) \$0.00  
\$ 0.00

UNEXPENDED BALANCE SHOWN ON GPR \$1,437,378.91

\*When grantees or subrecipients operate their programs on a reimbursement basis, any amounts due to the grantees or subrecipients should be included in the Program Liabilities.

6510.2 REV-2 -Exhibit 3b  
FINANCIAL SUMMARY ATTACHMENT  
2017-2018  
Page -2-

Appendix 3

E. CALCULATION OF BALANCE OF UNPROGRAMMED FUNDS

Amount of funds available During the reporting period (from line 2 of HUD-4949.3)	\$1,654,878.00
Add: Income expected but not yet realized**	<u>\$0.00</u>
<b>SUBTOTAL</b>	<b><u>\$1,654,878.00</u></b>
Less: Total budgeted amount on HUD-4949.2/2a	<u>(\$1,654,878.00)</u>
<b>UNPROGRAMMED BALANCE</b>	<b><u>\$ 0.00</u></b>

\*\*This amount should reflect any income considered as a resource in the final statement (and any amendments) for the period covered by this report, as well as that identified in prior final statements (including any amendments), that was expected to be received as of the end of the reporting period but had not yet been received, e.g., program income or Section 108 proceeds not yet received from an approved 108 loan.

# **Attachment**

## **Pre-17 Activities and Activities from Other Funding**

**Progress on Pre-2017, SHIP and Affordable Housing Activities**

**2013/14 CDBG - Manatee County Clerk of the Circuit Court W. H. Vanderipe House -** Manatee County allocated \$87,500 toward the restoration of the William H. Vanderipe House. During the program year, \$6,685 was expended, the project was completed, and a total of \$87,435 of CDBG funding was spent on the project.

**2013/14 CDBG - Manatee County Homeowner Rehabilitation Program -** Manatee County allocated \$282,698 to assist low/moderate income eligible homeowners with substantial repairs or reconstruction of their existing homes. CDBG funding has been leveraged with HOME and/or SHIP funding. Four projects in total were completed. The \$4,770 balance was expended during the program year.

**2014/15 CDBG - Manatee County 12<sup>th</sup> Street East Sidewalk Project -** \$407,261 was allocated toward this project. During the program year, construction was completed, and \$108,557 was expended, for a total CDBG project cost of \$380,438.

**2014/15 HOME - Homeowner Rehabilitation -** Manatee County allocated \$272,482 for this program. HOME funding has been leveraged with CDBG and/or SHIP funding. Three reconstruction projects and 1 rehabilitation project were completed. During the program year, \$7,967 was spent on a replacement project funded with SHIP. See Multi-Year HOME - Homeowner Rehabilitation below for the balance and status of this funding.

**2014/15 & 2015/16 HOME - CHDO -** Manatee County conveyed a single-family lot and allocated \$204,595 to a CHDO. During the program year 1 single-family residence was constructed.

**2015/16 CDBG - Manatee County 26<sup>th</sup> Street East Sidewalk Project -** \$360,000 was allocated for this project. During the program year construction was substantially completed, and \$261,110 was invoiced/spent. \$38,327 will finish out all invoicing for the project, which should be complete by February 2019.

**2015/16 HOME - Homeowner Rehabilitation -** Manatee County allocated \$327,806 to assist homeowners with substantial repairs or reconstruction of their existing homes. One replacement project was completed during the program year. See Multi-Year HOME - Homeowner Rehabilitation below for the balance and status of this funding.

**2016/17 CDBG - Manatee County Bayshore Gardens Sidewalks -** Manatee County allocated \$421,132 for the engineering, design and construction of three sidewalks in the Bayshore Gardens Subdivision. During the program year, the project was completed, \$377,029 was expended, for a total CDBG cost of \$420,079.

**2016/17 CDBG - Centerstone of Florida, Inc. Safety and Security Infrastructure Improvement Project -** This project involves the installation of safety and security lighting at the Centerstone Hospital and Addiction Center. During the program year the project was completed, \$269,963 was expended for a total CDBG cost of \$270,663.

**2016/17 CDBG - Meals on Wheels Adult Day Care Generator Project** - Manatee County allocated \$55,000 in funding for the installation of an emergency generator at an existing adult day care facility. During the program year, the project was completed, \$48,703 was expended for a total CDBG cost of \$49,403.

**2016/17 CDBG - Centerstone of Florida, Inc. - Rental Subsidy Program** - This program provides for 3-12 months of temporary rental housing assistance for income eligible behavioral health clients who would otherwise be released into homelessness. Manatee County has allocated \$80,000 for this program. To date, \$103,230.59 of 15/16 and 16/17 CDBG funding has been expended, providing assistance to 51 individuals.

**2016/17 CDBG - AMFM Enterprise, Inc. Sara's Place** - This activity provided day care services for the elderly, and was allocated \$64,125 in funding. During the program year, 5 clients were served, and \$14,525 (balance of funding) was expended.

**2016/17 HOME - Homeowner Rehabilitation** - Manatee County allocated \$265,162 to assist homeowners with substantial repairs or reconstruction of their existing homes. One replacement project was completed during the program year. See Multi-Year HOME - Homeowner Rehabilitation below for the balance and status of this funding.

**2016/17 HOME - CHDO** - Manatee County conveyed a single-family lot and allocated \$146,299 to a CHDO, during the program year for a single-family affordable resale home. Construction has not commenced.

**2017/18 HOME - Homeowner Rehabilitation** - Manatee County allocated \$276,142 to assist homeowners with substantial repairs or reconstruction of their existing homes. During the program year, \$136,925 was obligated for a replacement project.

**2017/18 HOME - CHDO** - Manatee County conveyed a single-family lot and allocated \$150,000 to a CHDO, during the program year, for a single-family affordable resale. Construction has not commenced.

**2017/18 SHIP - Homeowner Rehabilitation** - During the program year 5 replacement projects were completed for \$733,201, and 4 rehabilitation projects for \$199,079 were completed.

**2017/18 SHIP - Downpayment Assistance** - Manatee County expended \$420,671 of SHIP funding for downpayment assistance. During the program year, 15 very-low- to moderate-income first time homebuyers were assisted in obtaining newly constructed or existing homes.

**2017/18 SHIP - Homebuyer Education** - All homebuyers receiving the County's downpayment assistance are required to attend a County approved first-time homebuyers education training, which provides client with what to expect with purchasing a house, budgeting/financing, home maintenance. During the program year, Manatee County had funding agreements with two agencies who provided the homebuyer education classes. A total of 196 individuals were served, and \$30,000 of SHIP funding was expended.

## 2017/18 Affordable Housing through County Incentives

- **Single-family Infill** – Through the County’s Land Development Code Affordable Housing Incentives, \$94,200 in impact fees were paid on 19 new single-family affordable homes. Under the County’s Livable Manatee Program, \$55,817 of impact fees for 4 new single-family affordable homes were paid.
- **Single/Multi-Family Developments** - Incentivized by the Livable Manatee Program, several developers are in the process of obtaining development approvals for rental and homeownership projects that will include affordable housing units. One 64-unit rental development is currently under construction, which will provide 16 affordable units, when completed.

## Multi-Year CDBG/HOME – Homeowner Rehabilitation -

### CDBG Funding

14/15 - \$12,586.91  
15/16 - \$36,793.64  
16/17 - \$165,544.78  
17/18 - \$1,738.67

### HOME Funding

14/15 - \$10,857.08  
15/16 - \$70,214.77  
16/17 - \$136,576.43  
17/18 - \$89,886.72

This funding is obligated for 4 single-family homeowner-occupied rehabilitation projects for income-qualified clients.



**Electronic ESG CAPER**



---

## HUD ESG CAPER

Grant: **ESG: Manatee County - FL - Report** Type: **CAPER**

---

### Report Date Range

10/1/2017 to 9/30/2018

### Q01a. Contact Information

First name            Bill  
Middle name  
Last name            OShea  
Suffix  
Title  
Street Address 1    1112 Manatee Ave. W., Suite 300  
Street Address 2  
City                    Bradenton  
State                   Florida  
ZIP Code              34205  
E-mail Address      bill.oshea@mymanatee.org  
Phone Number      (941)748-4501  
Extension            6858  
Fax Number

**Q01b. Grant Information**

As of 11/16/2018

	FISCAL YEAR	GRANT NUMBER	CURRENT AUTHORIZED AMOUNT	TOTAL DRAWN	BALANCE	OBLIGATION DATE	EXPENDITURE DEADLINE
	2018						
<b>ESG Information from IDIS</b>	2017	E17UC120018	\$146,534.00	\$145,618.19	\$915.81	10/19/2017	10/19/2019
	2016	E16UC120018	\$145,858.00	\$145,857.57	\$.43	11/3/2016	11/3/2018
	2015	E15UC120018	\$142,607.00	\$142,373.15	\$233.85	11/4/2015	11/4/2017
	2014	E14UC120025	\$134,683.00	\$134,681.98	\$1.02	10/21/2014	10/21/2016
	2013	E13UC120025	\$112,554.00	\$112,553.55	\$.45	10/21/2013	10/21/2015
	2012						
	2011						
	Total		\$682,236.00	\$681,084.44	\$1,151.56		

**CAPER reporting includes funds used from fiscal year:**

**Project types carried out during the program year:**

*Enter the number of each type of projects funded through ESG during this program year.*

Street Outreach	0
Emergency Shelter	0
Transitional Housing (grandfathered under ES)	0
Day Shelter (funded under ES)	0
Rapid Re-Housing	1
Homelessness Prevention	1

**Q01c. Additional Information**

**HMIS**

**Comparable Database**

Are 100% of the project(s) funded through ESG, which are allowed to use HMIS, entering data into HMIS?	Yes
Have all of the projects entered data into Sage via a CSV - CAPER Report upload?	Yes
Are 100% of the project(s) funded through ESG, which are allowed to use a comparable database, entering data into the comparable database?	Yes
Have all of the projects entered data into Sage via a CSV - CAPER Report upload?	Yes

**Q04a: Project Identifiers in HMIS**

Organization Name	County ESG - Homeless Prevention- Turning Points - Manatee
Organization ID	3531
Project Name	County ESG - Homeless Prevention- Turning Points - Manatee
Project ID	3531
HMIS Project Type	12
Method of Tracking ES	
Is the Services Only (HMIS Project Type 6) affiliated with a residential project?	
Identify the Project ID's of the Housing Projects this Project is Affiliated with	
CSV Exception?	No
Uploaded via emailed hyperlink?	Yes
Email unique ID record link	f3eNatImoT
Project name (user-specified)	ESG Homeless Prevention
Project type (user-specified)	Homelessness Prevention
Organization Name	County ESG - Rapid Rehousing - Turning Points - Manatee
Organization ID	3532
Project Name	County ESG - Rapid Rehousing - Turning Points - Manatee
Project ID	3532
HMIS Project Type	13
Method of Tracking ES	
Is the Services Only (HMIS Project Type 6) affiliated with a residential project?	
Identify the Project ID's of the Housing Projects this Project is Affiliated with	
CSV Exception?	No
Uploaded via emailed hyperlink?	Yes
Email unique ID record link	f4eZpBtCyA
Project name (user-specified)	ESG Homeless Prevention
Project type (user-specified)	PH - Rapid Re-Housing

**Q05a: Report Validations Table**

Total Number of Persons Served	528
Number of Adults (Age 18 or Over)	273
Number of Children (Under Age 18)	253
Number of Persons with Unknown Age	2
Number of Leavers	518
Number of Adult Leavers	268
Number of Adult and Head of Household Leavers	270
Number of Stayers	10
Number of Adult Stayers	5
Number of Veterans	6
Number of Chronically Homeless Persons	3
Number of Youth Under Age 25	43
Number of Parenting Youth Under Age 25 with Children	22
Number of Adult Heads of Household	223
Number of Child and Unknown-Age Heads of Household	2
Heads of Households and Adult Stayers in the Project 365 Days or More	0

**Q06a: Data Quality: Personally Identifying Information (PII)**

Data Element	Client Doesn't Know/Refused	Information Missing	Data Issues	% of Error Rate
Name	0	3	2	0.86 %
Social Security Number	16	1	12	5.58 %
Date of Birth	1	2	0	0.43 %
Race	0	17	0	3.43 %
Ethnicity	1	1	0	0.57 %
Gender	0	1	0	0.00 %
Overall Score				9.44 %

**Q06b: Data Quality: Universal Data Elements**

	Error Count	% of Error Rate
Veteran Status	0	0.00 %
Project Start Date	0	0.00 %
Relationship to Head of Household	63	11.93 %
Client Location	1	0.44 %
Disabling Condition	9	1.70 %

**Q06c: Data Quality: Income and Housing Data Quality**

	Error Count	% of Error Rate
Destination	2	0.39 %
Income and Sources at Start	62	27.56 %
Income and Sources at Annual Assessment	0	--
Income and Sources at Exit	54	20.00 %

**Q06d: Data Quality: Chronic Homelessness**

	Count of Total Records	Missing Time in Institution	Missing Time in Housing	Approximate Date Started DK/R/missing	Number of Times DK/R/missing	Number of Months DK/R/missing	% of Records Unable to Calculate
ES, SH, Street Outreach	0	0	0	0	0	0	--
TH	0	0	0	0	0	0	--
PH (All)	129	0	1	42	6	8	37.00 %
Total	129	0	0	0	0	0	37.00 %

**Q06e: Data Quality: Timeliness**

	Number of Project Start Records	Number of Project Exit Records
0 days	341	227
1-3 Days	9	5
4-6 Days	1	9
7-10 Days	2	11
11+ Days	40	266

**Q06f: Data Quality: Inactive Records: Street Outreach & Emergency Shelter**

	# of Records	# of Inactive Records	% of Inactive Records
Contact (Adults and Heads of Household in Street Outreach or ES - NBN)	0	0	--
Bed Night (All Clients in ES - NBN)	0	0	--

**Q07a: Number of Persons Served**

	Total	Without Children	With Children and Adults	With Only Children	Unknown Household Type
Adults	273	116	155	0	2
Children	253	0	247	4	2
Client Doesn't Know/ Client Refused	1	0	0	0	1
Data Not Collected	1	0	0	0	1
Total	528	116	402	4	6

**Q08a: Households Served**

	Total	Without Children	With Children and Adults	With Only Children	Unknown Household Type
Total Households	225	100	123	0	2

**Q08b: Point-in-Time Count of Households on the Last Wednesday**

	Total	Without Children	With Children and Adults	With Only Children	Unknown Household Type
January	40	12	28	0	0
April	53	20	33	0	0
July	10	4	6	0	0
October	55	18	37	0	0

**Q09a: Number of Persons Contacted**

	All Persons Contacted	First contact – NOT staying on the Streets, ES, or SH	First contact – WAS staying on Streets, ES, or SH	First contact – Worker unable to determine
Once	0	0	0	0
2-5 Times	0	0	0	0
6-9 Times	0	0	0	0
10+ Times	0	0	0	0
Total Persons Contacted	0	0	0	0

**Q09b: Number of Persons Engaged**

	All Persons Contacted	First contact – NOT staying on the Streets, ES, or SH	First contact – WAS staying on Streets, ES, or SH	First contact – Worker unable to determine
Once	0	0	0	0
2-5 Contacts	0	0	0	0
6-9 Contacts	0	0	0	0
10+ Contacts	0	0	0	0
Total Persons Engaged	0	0	0	0
Rate of Engagement	0.00	0.00	0.00	0.00

**Q10a: Gender of Adults**

	Total	Without Children	With Children and Adults	Unknown Household Type
Male	71	41	30	0
Female	202	75	125	2
Trans Female (MTF or Male to Female)	0	0	0	0
Trans Male (FTM or Female to Male)	0	0	0	0
Gender Non-Conforming (i.e. not exclusively male or female)	0	0	0	0
Client Doesn't Know/Client Refused	0	0	0	0
Data Not Collected	0	0	0	0
Subtotal	273	116	155	2

**Q10b: Gender of Children**

	Total	With Children and Adults	With Only Children	Unknown Household Type
Male	118	113	3	2
Female	135	134	1	0
Trans Male (FTM or Female to Male)	0	0	0	0
Trans Female (MTF or Male to Female)	0	0	0	0
Gender Non-Conforming (i.e. not exclusively male or female)	0	0	0	0
Client Doesn't Know/Client Refused	0	0	0	0
Data Not Collected	0	0	0	0
Subtotal	253	247	4	2

**Q10c: Gender of Persons Missing Age Information**

	Total	Without Children	With Children and Adults	With Only Children	Unknown Household Type
Male	1	0	0	0	1
Female	0	0	0	0	0
Trans Male (FTM or Female to Male)	0	0	0	0	0
Trans Female (MTF or Male to Female)	0	0	0	0	0
Gender Non-Conforming (i.e. not exclusively male or female)	0	0	0	0	0
Client Doesn't Know/Client Refused	0	0	0	0	0
Data Not Collected	1	0	0	0	1
Subtotal	2	0	0	0	2

**Q10d: Gender by Age Ranges**

	Total	Under Age 18	Age 18-24	Age 25-61	Age 62 and over	Client Doesn't Know/ Client Refused	Data Not Collected
Male	190	118	16	50	5	1	0
Female	337	135	43	153	6	0	0
Trans Female (MTF or Male to Female)	0	0	0	0	0	0	0
Trans Male (FTM or Female to Male)	0	0	0	0	0	0	0
Gender Non-Conforming (i.e. not exclusively male or female)	0	0	0	0	0	0	0
Client Doesn't Know/Client Refused	0	0	0	0	0	0	0
Data Not Collected	1	0	0	0	0	0	1
Subtotal	528	253	59	203	11	1	1

**Q11: Age**

	Total	Without Children	With Children and Adults	With Only Children	Unknown Household Type
Under 5	75	0	73	2	0
5 - 12	120	0	116	2	2
13 - 17	58	0	58	0	0
18 - 24	59	22	37	0	0
25 - 34	83	27	55	0	1
35 - 44	57	22	34	0	1
45 - 54	47	25	22	0	0
55 - 61	16	12	4	0	0
62+	11	8	3	0	0
Client Doesn't Know/Client Refused	1	0	0	0	1
Data Not Collected	1	0	0	0	1
Total	528	116	402	4	6

**Q12a: Race**

	Total	Without Children	With Children and Adults	With Only Children	Unknown Household Type
White	257	64	187	4	2
Black or African American	220	46	171	0	3
Asian	1	1	0	0	0
American Indian or Alaska Native	7	2	5	0	0
Native Hawaiian or Other Pacific Islander	1	0	1	0	0
Multiple Races	25	1	24	0	0
Client Doesn't Know/Client Refused	0	0	0	0	0
Data Not Collected	17	2	14	0	1
Total	528	116	402	4	6

**Q12b: Ethnicity**

	Total	Without Children	With Children and Adults	With Only Children	Unknown Household Type
Non-Hispanic/Non-Latino	438	101	328	4	5
Hispanic/Latino	86	14	72	0	0
Client Doesn't Know/Client Refused	1	1	0	0	0
Data Not Collected	3	0	2	0	1
Total	528	116	402	4	6

**Q13a1: Physical and Mental Health Conditions at Start**

	Total Persons	Without Children	With Children and Adults	With Only Children	Unknown Household Type
Mental Health Problem	16	7	7	2	0
Alcohol Abuse	0	0	0	0	0
Drug Abuse	2	0	2	0	0
Both Alcohol and Drug Abuse	0	0	0	0	0
Chronic Health Condition	13	4	9	0	0
HIV/AIDS	1	1	0	0	0
Developmental Disability	29	2	26	0	1
Physical Disability	21	10	11	0	0

**Q13b1: Physical and Mental Health Conditions at Exit**

	Total Persons	Without Children	With Children and Adults	With Only Children	Unknown Household Type
Mental Health Problem	15	7	6	2	0
Alcohol Abuse	0	0	0	0	0
Drug Abuse	2	0	2	0	0
Both Alcohol and Drug Abuse	0	0	0	0	0
Chronic Health Condition	13	4	9	0	0
HIV/AIDS	2	2	0	0	0
Developmental Disability	28	2	25	0	1
Physical Disability	20	11	9	0	0



**Q13c1: Physical and Mental Health Conditions for Stayers**

	Total Persons	Without Children	With Children and Adults	With Only Children	Unknown Household Type
Mental Health Problem	1	0	1	0	0
Alcohol Abuse	0	0	0	0	0
Drug Abuse	0	0	0	0	0
Both Alcohol and Drug Abuse	0	0	0	0	0
Chronic Health Condition	0	0	0	0	0
HIV/AIDS	0	0	0	0	0
Developmental Disability	2	0	2	0	0
Physical Disability	1	0	1	0	0

**Q14a: Domestic Violence History**

	Total	Without Children	With Children and Adults	With Only Children	Unknown Household Type
Yes	57	14	43	0	0
No	202	96	104	0	2
Client Doesn't Know/Client Refused	0	0	0	0	0
Data Not Collected	16	6	10	0	0
Total	275	116	157	0	2

**Q14b: Persons Fleeing Domestic Violence**

	Total	Without Children	With Children and Adults	With Only Children	Unknown Household Type
Yes	25	7	18	0	0
No	29	6	23	0	0
Client Doesn't Know/Client Refused	0	0	0	0	0
Data Not Collected	3	1	2	0	0
Total	57	14	43	0	0

## Q15: Living Situation

	Total	Without Children	With Children and Adults	With Only Children	Unknown Household Type
<b>Homeless Situations</b>	0	0	0	0	0
Emergency shelter, including hotel or motel paid for with emergency shelter voucher	16	10	6	0	0
Transitional housing for homeless persons (including homeless youth)	0	0	0	0	0
Place not meant for habitation	57	31	25	0	1
Safe Haven	12	2	10	0	0
Interim Housing	1	0	1	0	0
<b>Subtotal</b>	<b>86</b>	<b>43</b>	<b>42</b>	<b>0</b>	<b>1</b>
<b>Institutional Settings</b>	0	0	0	0	0
Psychiatric hospital or other psychiatric facility	0	0	0	0	0
Substance abuse treatment facility or detox center	0	0	0	0	0
Hospital or other residential non-psychiatric medical facility	0	0	0	0	0
Jail, prison or juvenile detention facility	1	1	0	0	0
Foster care home or foster care group home	0	0	0	0	0
Long-term care facility or nursing home	0	0	0	0	0
Residential project or halfway house with no homeless criteria	0	0	0	0	0
<b>Subtotal</b>	<b>1</b>	<b>1</b>	<b>0</b>	<b>0</b>	<b>0</b>
<b>Other Locations</b>	0	0	0	0	0
Permanent housing (other than RRH) for formerly homeless persons	0	0	0	0	0
Owned by client, no ongoing housing subsidy	1	0	1	0	0
Owned by client, with ongoing housing subsidy	0	0	0	0	0
Rental by client, no ongoing housing subsidy	103	40	63	0	0
Rental by client, with VASH subsidy	1	1	0	0	0
Rental by client with GPD TIP subsidy	0	0	0	0	0
Rental by client, with other housing subsidy (including RRH)	5	1	4	0	0
Hotel or motel paid for without emergency shelter voucher	12	4	8	0	0
Staying or living in a friend's room, apartment or house	34	15	19	0	0
Staying or living in a family member's room, apartment or house	31	11	19	0	1
Client Doesn't Know/Client Refused	0	0	0	0	0
Data Not Collected	1	0	1	0	0
<b>Subtotal</b>	<b>188</b>	<b>72</b>	<b>115</b>	<b>0</b>	<b>1</b>
<b>Total</b>	<b>275</b>	<b>116</b>	<b>157</b>	<b>0</b>	<b>2</b>

## Q20a: Type of Non-Cash Benefit Sources

	Benefit at Start	Benefit at Latest Annual Assessment for Stayers	Benefit at Exit for Leavers
Supplemental Nutritional Assistance Program	125	0	136
WIC	6	0	10
TANF Child Care Services	0	0	0
TANF Transportation Services	0	0	0
Other TANF-Funded Services	0	0	0
Other Source	7	0	7

**Q21: Health Insurance**

	<b>At Start</b>	<b>At Annual Assessment for Stayers</b>	<b>At Exit for Leavers</b>
Medicaid	322	0	329
Medicare	16	0	16
State Children's Health Insurance Program	1	0	1
VA Medical Services	0	0	0
Employer Provided Health Insurance	4	0	4
Health Insurance Through COBRA	0	0	0
Private Pay Health Insurance	5	0	5
State Health Insurance for Adults	0	0	0
Indian Health Services Program	0	0	0
Other	2	0	2
No Health Insurance	154	0	163
Client Doesn't Know/Client Refused	0	0	0
Data Not Collected	39	1	14
Number of Stayers Not Yet Required to Have an Annual Assessment	0	9	0
1 Source of Health Insurance	326	0	331
More than 1 Source of Health Insurance	12	0	13

**Q22a2: Length of Participation – ESG Projects**

	<b>Total</b>	<b>Leavers</b>	<b>Stayers</b>
0 to 7 days	16	16	0
8 to 14 days	35	35	0
15 to 21 days	60	60	0
22 to 30 days	49	49	0
31 to 60 days	114	110	4
61 to 90 days	64	60	4
91 to 180 days	100	99	1
181 to 365 days	64	64	0
366 to 730 days (1-2 Yrs)	24	23	1
731 to 1,095 days (2-3 Yrs)	2	2	0
1,096 to 1,460 days (3-4 Yrs)	0	0	0
1,461 to 1,825 days (4-5 Yrs)	0	0	0
More than 1,825 days (> 5 Yrs)	0	0	0
Data Not Collected	0	0	0
<b>Total</b>	<b>528</b>	<b>518</b>	<b>10</b>

**Q22c: Length of Time between Project Start Date and Housing Move-in Date (post 10/1/2018)**

	Total	Without Children	With Children and Adults	With Only Children	Unknown Household Type
7 days or less	30	4	26	0	0
8 to 14 days	2	0	2	0	0
15 to 21 days	6	2	4	0	0
22 to 30 days	1	1	0	0	0
31 to 60 days	1	0	1	0	0
61 to 180 days	8	0	8	0	0
181 to 365 days	3	0	3	0	0
366 to 730 days (1-2 Yrs)	7	0	7	0	0
Total (persons moved into housing)	62	8	54	0	0
Average length of time to housing	84.00	9.00	94.00	--	--
Persons who were exited without move-in	153	53	97	0	3
Total persons	215	61	151	0	3

**Q22c: RRH Length of Time between Project Start Date and Housing Move-in Date (pre 10/1/2018)**

Total    Without Children    With Children and Adults    With Only Children    Unknown Household Type

- no data -

**Q22d: Length of Participation by Household Type**

	Total	Without Children	With Children and Adults	With Only Children	Unknown Household Type
7 days or less	16	8	8	0	0
8 to 14 days	35	18	17	0	0
15 to 21 days	60	17	40	0	3
22 to 30 days	49	12	37	0	0
31 to 60 days	114	25	89	0	0
61 to 90 days	64	10	54	0	0
91 to 180 days	100	19	76	2	3
181 to 365 days	64	6	58	0	0
366 to 730 days (1-2 Yrs)	24	1	23	0	0
731 to 1,095 days (2-3 Yrs)	2	0	0	2	0
1,096 to 1,460 days (3-4 Yrs)	0	0	0	0	0
1,461 to 1,825 days (4-5 Yrs)	0	0	0	0	0
More than 1,825 days (> 5 Yrs)	0	0	0	0	0
Data Not Collected	0	0	0	0	0
Total	528	116	402	4	6

**Q23a: Exit Destination – More Than 90 Days**

	Total	Without Children	With Children and Adults	With Only Children	Unknown Household Type
<b>Permanent Destinations</b>	0	0	0	0	0
Moved from one HOPWA funded project to HOPWA PH	0	0	0	0	0
Owned by client, no ongoing housing subsidy	0	0	0	0	0
Owned by client, with ongoing housing subsidy	0	0	0	0	0
Rental by client, no ongoing housing subsidy	22	3	19	0	0
Rental by client, with VASH housing subsidy	0	0	0	0	0
Rental by client, with GPD TIP housing subsidy	0	0	0	0	0
Rental by client, with other ongoing housing subsidy	0	0	0	0	0
Permanent housing (other than RRH) for formerly homeless persons	0	0	0	0	0
Staying or living with family, permanent tenure	0	0	0	0	0
Staying or living with friends, permanent tenure	0	0	0	0	0
Rental by client, with RRH or equivalent subsidy	0	0	0	0	0
<b>Subtotal</b>	<b>22</b>	<b>3</b>	<b>19</b>	<b>0</b>	<b>0</b>
<b>Temporary Destinations</b>	0	0	0	0	0
Emergency shelter, including hotel or motel paid for with emergency shelter voucher	0	0	0	0	0
Moved from one HOPWA funded project to HOPWA TH	0	0	0	0	0
Transitional housing for homeless persons (including homeless youth)	0	0	0	0	0
Staying or living with family, temporary tenure (e.g. room, apartment or house)	0	0	0	0	0
Staying or living with friends, temporary tenure (e.g. room, apartment or house)	0	0	0	0	0
Place not meant for habitation (e.g., a vehicle, an abandoned building, bus/train /subway station/airport or anywhere outside)	0	0	0	0	0
Safe Haven	0	0	0	0	0
Hotel or motel paid for without emergency shelter voucher	0	0	0	0	0
<b>Subtotal</b>	<b>0</b>	<b>0</b>	<b>0</b>	<b>0</b>	<b>0</b>
<b>Institutional Settings</b>	0	0	0	0	0
Foster care home or group foster care home	0	0	0	0	0
Psychiatric hospital or other psychiatric facility	0	0	0	0	0
Substance abuse treatment facility or detox center	0	0	0	0	0
Hospital or other residential non-psychiatric medical facility	0	0	0	0	0
Jail, prison, or juvenile detention facility	0	0	0	0	0
Long-term care facility or nursing home	0	0	0	0	0
<b>Subtotal</b>	<b>0</b>	<b>0</b>	<b>0</b>	<b>0</b>	<b>0</b>
<b>Other Destinations</b>	0	0	0	0	0
Residential project or halfway house with no homeless criteria	0	0	0	0	0
Deceased	0	0	0	0	0
Other	10	5	2	0	3
Client Doesn't Know/Client Refused	0	0	0	0	0
Data Not Collected (no exit interview completed)	39	4	35	0	0
<b>Subtotal</b>	<b>49</b>	<b>9</b>	<b>37</b>	<b>0</b>	<b>3</b>
<b>Total</b>	<b>71</b>	<b>12</b>	<b>56</b>	<b>0</b>	<b>3</b>
Total persons exiting to positive housing destinations	22	3	19	0	0
Total persons whose destinations excluded them from the calculation	0	0	0	0	0
Percentage	30.99 %	25.00 %	33.93 %	--	0.00 %

## Q23b: Exit Destination – 90 Days or Less

	Total	Without Children	With Children and Adults	With Only Children	Unknown Household Type
<b>Permanent Destinations</b>	0	0	0	0	0
Moved from one HOPWA funded project to HOPWA PH	0	0	0	0	0
Owned by client, no ongoing housing subsidy	0	0	0	0	0
Owned by client, with ongoing housing subsidy	0	0	0	0	0
Rental by client, no ongoing housing subsidy	35	7	28	0	0
Rental by client, with VASH housing subsidy	0	0	0	0	0
Rental by client, with GPD TIP housing subsidy	0	0	0	0	0
Rental by client, with other ongoing housing subsidy	0	0	0	0	0
Permanent housing (other than RRH) for formerly homeless persons	0	0	0	0	0
Staying or living with family, permanent tenure	0	0	0	0	0
Staying or living with friends, permanent tenure	0	0	0	0	0
Rental by client, with RRH or equivalent subsidy	0	0	0	0	0
<b>Subtotal</b>	<b>35</b>	<b>7</b>	<b>28</b>	<b>0</b>	<b>0</b>
<b>Temporary Destinations</b>	0	0	0	0	0
Emergency shelter, including hotel or motel paid for with emergency shelter voucher	1	1	0	0	0
Moved from one HOPWA funded project to HOPWA TH	0	0	0	0	0
Transitional housing for homeless persons (including homeless youth)	0	0	0	0	0
Staying or living with family, temporary tenure (e.g. room, apartment or house)	0	0	0	0	0
Staying or living with friends, temporary tenure (e.g. room, apartment or house)	0	0	0	0	0
Place not meant for habitation (e.g., a vehicle, an abandoned building, bus/train/subway station/airport or anywhere outside)	0	0	0	0	0
Safe Haven	0	0	0	0	0
Hotel or motel paid for without emergency shelter voucher	0	0	0	0	0
<b>Subtotal</b>	<b>1</b>	<b>1</b>	<b>0</b>	<b>0</b>	<b>0</b>
<b>Institutional Settings</b>	0	0	0	0	0
Foster care home or group foster care home	0	0	0	0	0
Psychiatric hospital or other psychiatric facility	1	1	0	0	0
Substance abuse treatment facility or detox center	0	0	0	0	0
Hospital or other residential non-psychiatric medical facility	0	0	0	0	0
Jail, prison, or juvenile detention facility	0	0	0	0	0
Long-term care facility or nursing home	0	0	0	0	0
<b>Subtotal</b>	<b>1</b>	<b>1</b>	<b>0</b>	<b>0</b>	<b>0</b>
<b>Other Destinations</b>	0	0	0	0	0
Residential project or halfway house with no homeless criteria	0	0	0	0	0
Deceased	0	0	0	0	0
Other	67	23	44	0	0
Client Doesn't Know/Client Refused	1	1	0	0	0
Data Not Collected (no exit interview completed)	50	20	30	0	0
<b>Subtotal</b>	<b>118</b>	<b>44</b>	<b>74</b>	<b>0</b>	<b>0</b>
<b>Total</b>	<b>155</b>	<b>53</b>	<b>102</b>	<b>0</b>	<b>0</b>
Total persons exiting to positive housing destinations	35	7	28	0	0
Total persons whose destinations excluded them from the calculation	0	0	0	0	0
Percentage	22.58 %	13.21 %	27.45 %	--	--

**Q23c: Exit Destination – All persons**

	Total	Without Children	With Children and Adults	With Only Children	Unknown Household Type
<b>Permanent Destinations</b>	0	0	0	0	0
Moved from one HOPWA funded project to HOPWA PH	0	0	0	0	0
Owned by client, no ongoing housing subsidy	0	0	0	0	0
Owned by client, with ongoing housing subsidy	0	0	0	0	0
Rental by client, no ongoing housing subsidy	160	23	132	2	3
Rental by client, with VASH housing subsidy	1	1	0	0	0
Rental by client, with GPD TIP housing subsidy	0	0	0	0	0
Rental by client, with other ongoing housing subsidy	0	0	0	0	0
Permanent housing (other than RRH) for formerly homeless persons	2	2	0	0	0
Staying or living with family, permanent tenure	0	0	0	0	0
Staying or living with friends, permanent tenure	0	0	0	0	0
Rental by client, with RRH or equivalent subsidy	0	0	0	0	0
<b>Subtotal</b>	163	26	132	2	3
<b>Temporary Destinations</b>	0	0	0	0	0
Emergency shelter, including hotel or motel paid for with emergency shelter voucher	0	0	0	0	0
Moved from one HOPWA funded project to HOPWA TH	0	0	0	0	0
Transitional housing for homeless persons (including homeless youth)	0	0	0	0	0
Staying or living with family, temporary tenure (e.g. room, apartment or house)	0	0	0	0	0
Staying or living with friends, temporary tenure (e.g. room, apartment or house)	0	0	0	0	0
Place not meant for habitation (e.g., a vehicle, an abandoned building, bus/train /subway station/airport or anywhere outside)	0	0	0	0	0
Safe Haven	0	0	0	0	0
Hotel or motel paid for without emergency shelter voucher	0	0	0	0	0
<b>Subtotal</b>	0	0	0	0	0
<b>Institutional Settings</b>	0	0	0	0	0
Foster care home or group foster care home	0	0	0	0	0
Psychiatric hospital or other psychiatric facility	6	0	6	0	0
Substance abuse treatment facility or detox center	0	0	0	0	0
Hospital or other residential non-psychiatric medical facility	0	0	0	0	0
Jail, prison, or juvenile detention facility	0	0	0	0	0
Long-term care facility or nursing home	0	0	0	0	0
<b>Subtotal</b>	6	0	6	0	0
<b>Other Destinations</b>	0	0	0	0	0
Residential project or halfway house with no homeless criteria	0	0	0	0	0
Deceased	0	0	0	0	0
Other	94	11	81	2	0
Client Doesn't Know/Client Refused	0	0	0	0	0
Data Not Collected (no exit interview completed)	29	11	18	0	0
<b>Subtotal</b>	123	22	99	2	0
<b>Total</b>	292	48	237	4	3
Total persons exiting to positive housing destinations	0	0	0	0	0
Total persons whose destinations excluded them from the calculation	0	0	0	0	0
Percentage	0.00 %	0.00 %	0.00 %	0.00 %	0.00 %

**Q24: Homelessness Prevention Housing Assessment at Exit**

	Total	Without Children	With Children and Adults	With Only Children	Unknown Household Type
Able to maintain the housing they had at project start--Without a subsidy	0	0	0	0	0
Able to maintain the housing they had at project start--With the subsidy they had at project start	0	0	0	0	0
Able to maintain the housing they had at project start--With an on-going subsidy acquired since project start	0	0	0	0	0
Able to maintain the housing they had at project start--Only with financial assistance other than a subsidy	0	0	0	0	0
Moved to new housing unit--With on-going subsidy	0	0	0	0	0
Moved to new housing unit--Without an on-going subsidy	0	0	0	0	0
Moved in with family/friends on a temporary basis	0	0	0	0	0
Moved in with family/friends on a permanent basis	0	0	0	0	0
Moved to a transitional or temporary housing facility or program	0	0	0	0	0
Client became homeless – moving to a shelter or other place unfit for human habitation	0	0	0	0	0
Client went to jail/prison	0	0	0	0	0
Client died	0	0	0	0	0
Client doesn't know/Client refused	0	0	0	0	0
Data not collected (no exit interview completed)	292	48	237	4	3
<b>Total</b>	<b>292</b>	<b>48</b>	<b>237</b>	<b>4</b>	<b>3</b>

**Q25a: Number of Veterans**

	Total	Without Children	With Children and Adults	Unknown Household Type
Chronically Homeless Veteran	0	0	0	0
Non-Chronically Homeless Veteran	6	3	3	0
Not a Veteran	267	113	152	2
Client Doesn't Know/Client Refused	0	0	0	0
Data Not Collected	0	0	0	0
<b>Total</b>	<b>273</b>	<b>116</b>	<b>155</b>	<b>2</b>

**Q26b: Number of Chronically Homeless Persons by Household**

	Total	Without Children	With Children and Adults	With Only Children	Unknown Household Type
Chronically Homeless	3	1	2	0	0
Not Chronically Homeless	461	90	361	4	6
Client Doesn't Know/Client Refused	1	1	0	0	0
Data Not Collected	63	24	39	0	0
<b>Total</b>	<b>528</b>	<b>116</b>	<b>402</b>	<b>4</b>	<b>6</b>



# Public Notice and Participation



71 A  
Newspaper

Hillsborough, Pinellas, Sarasota and Manatee  
County, FLORIDA

STATE OF FLORIDA


COUNTY OF SARASOTA:

Before the undersigned authority personally appeared CARLOS ENRIQUE GONZALEZ who on oath says that he is the Marketing Consultant of 7DIAS NEWSPAPER newspaper published at Hillsborough, Pinellas, Sarasota and Manatee counties that the attached copy of advertisement,

In 7DIAS NEWSPAPER


Was published in said newspaper in the issues of 11/16/2018

Affiant further says that the said 7DIAS is a newspaper published at Hillsborough, Pinellas, Sarasota and Manatee, in said Hillsborough, Pinellas, Sarasota and Manatee County, Florida, and that the said newspaper has heretofore been continuously published in said Hillsborough, Pinellas, Sarasota and Manatee County, Florida, the first and the third Friday of the month and has been entered as periodicals matter at the post office in Hillsborough, Pinellas, Sarasota and Manatee, in said Hillsborough, Pinellas, Sarasota and Manatee County, Florida, for a period of 1 year next preceding the first publication of the attached copy of advertisement; and affiant further says that she has neither paid nor promised any person, firm or corporation any discount, rebate, commission or fee or P. security this advertisement for publication in the Hillsborough, Pinellas, Sarasota and Manatee County, Florida.



Sworn to and subscribed before me this day \_\_\_\_\_ November \_\_\_\_\_, 2018, who is personally known \_\_\_\_\_ or who has produced identification K  
Type of Identification Produced

  
Signature of Notary Public








# MANATEE COUNTY SEEKS PUBLIC INPUT ON PAST YEAR'S CDBG PROJECTS

Posted on 11/30/2018

Manatee County Community Development is asking for public input on how federal funding (CDBG) was spent in local neighborhoods over the past year.



Beginning today, the public will have two weeks to comment on the [Consolidated Annual Performance and Evaluation Report \(CAPER\)](#). The CAPER will be available for public viewing in the Redevelopment and Economic Opportunity Department, online, and at five county libraries. The CAPER lists accomplishments, projects and other initiatives that were addressed as part of the [Community Development Block Grant \(CDBG\) Action Plan for 2017-18](#). The report is a requirement of the federal agency that oversees CDBG funding, the U.S. Department of Housing and Urban Development (HUD).

The public can view and submit written comments on the CAPER through 5 p.m. on December 18 to [bill.oshea@mymanatee.org](mailto:bill.oshea@mymanatee.org) or:

Bill O'Shea, Community Development Project Manager  
Manatee County Redevelopment and Economic Opportunity  
Department  
1112 Manatee Avenue West  
Bradenton, FL 34205

The CAPER is available on the 3rd floor of the [County Administrative Complex](#) in the Redevelopment and Economic Opportunity Department, County's website, and at the following libraries during [operating hours](#):

- Central Branch, 1301 Barcarrota Blvd. W., Bradenton
- South County Branch, 6081 26th Street W., Bradenton
- Braden River Branch, 4915 53rd Avenue E., Bradenton
- Palmetto Branch, 923 6th Street W., Palmetto
- Rocky Bluff Branch, 6750 U.S. Hwy. 301, Ellenton

This year is the first reporting year of the 2017-2021 CDBG Five-Year Consolidated Plan. The CAPER and public comments on the CAPER will be presented to the Board of County Commissioners during a public hearing on December 18, 2019 at 9 a.m., or as soon as can be heard thereafter, before it is submitted to HUD.

The past year's CDBG accomplishments include:

- Exterior lighting and safety improvements at Centerstone Behavioral Hospital and Addiction Center
- Continued in-home companion and homemaker personal caregiver services for the elderly through Allean's Loving Care
- Sidewalks along Columbia, Dartmouth, and Roslyn in Bayshore Gardens
- Emergency Generator at Meals on Wheels PLUS of Manatee Senior Adult Daycare Center
- Dental, homeless prevention, and rapid rehousing services through Turning Points

[\( DOWNLOAD PDF OF THE REPORT \)](#)

# BRAIDENTON HERALD

Bradenton con1

## AFFIDAVIT OF PUBLICATION

Account	Ad Number	Identification	Date	Amount	Copies	Depth
663162	DDD95J944			\$365.12	2	7 00 In

Attention:

MC COMMUNITY DEVELOPMENT BLOCK  
1112 MANATEE AVE W  
BRADENTON, FL 34205

THE STATE OF FLORIDA  
COUNTY OF MANATEE

Before the undersigned authority personally appeared CHRISTY HABONY who on oath says that she is a Legal Advertising Representative of The Bradenton Herald a daily newspaper published at Bradenton in Manatee County Florida that the attached copy of the advertisement being a Legal Advertisement in the matter of \_\_\_\_\_, was published in said newspaper in the issue(s) of \_\_\_\_\_

\_\_\_\_\_ insertion(s)

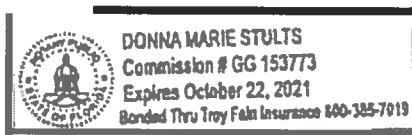
Published On  
December 01 2018

Affidavit further says that the said publication is a newspaper published at Bradenton, in said Manatee County, Florida, and that the said newspaper has heretofore been continuously published in said Manatee County, Florida, each daily and has been entered as second-class matter at the post office in Bradenton, in said Manatee County, Florida, for a period one year next preceding the first publication of the attached copy of advertisement, and affiant further says that she has neither paid nor promised any person, firm or corporation any discount, rebate, commission or refund for the purpose of securing this advertisement for \_\_\_\_\_



(Signature of Affiant)

Shown to and subscribed before me this  
4th day of December the year of 2018

  
SEAL & Notary Public



## Microsoft eclipses Apple as top public company

Microsoft has surpassed Apple as the world's most valuable publicly traded company. As other tech giants stumble, Microsoft's steady resilience is paying off. Under CEO Satya Nadella, Microsoft has found stability by moving away from its flagship Windows operating system and focusing on cloud-computing services with long-term business contracts.

Microsoft eclipsed Apple briefly a few times this week, but didn't close on top until Friday. Apple has been the world's most prosperous firm since claiming the top spot from Exxon Mobil earlier this decade.

—ASSOCIATED PRESS

## Belgian police, protesters clash over taxes

Police and hundreds of yellow jacket protesters upset over high taxes and living costs clashed Friday in Brussels. Dozens were detained as the grassroots movement that started in France two weeks ago gained traction in Belgium.

Riot police fired tear gas and water cannons on protesters, who threw rocks after they were blocked from approaching government buildings.

"Our officers started to use water cannons after they began throwing objects. They were throwing pool balls," said Brussels city police spokeswoman Lise Van De Keere, estimating that more than 300 people were involved.

—ASSOCIATED PRESS

explains her role in Facebook's decision to hire Definers and gauge the offensive against the social network's growing legion of critics. Sandberg at first denied knowing that Facebook had hired Definers, before acknowledging in a post last week that some of the company's work for Facebook had crossed her desk.

In that post, Sandberg did not explicitly deny that she had asked for research into Soros. Instead, a deputy who oversaw the communication team but is now leaving the company, Elliot J. Schrage, took responsibility for hiring Definers and initiating

those efforts, revealed this month in a New York Times investigation, set off a public relations debacle for Sandberg and for Facebook, which was accused of trafficking in anti-Semitic attacks against the billionaire. Facebook quickly fired Definers.

The people with knowledge of Sandberg's email asked for anonymity because they weren't authorized to discuss the message and feared retribution.

In a statement, Facebook said the company had already begun researching

explains her role in Facebook's decision to hire Definers and gauge the offensive against the social network's growing legion of critics. Sandberg at first denied knowing that Facebook had hired Definers, before acknowledging in a post last week that some of the company's work for Facebook had crossed her desk.

In that post, Sandberg did not explicitly deny that she had asked for research into Soros. Instead, a deputy who oversaw the communication team but is now leaving the company, Elliot J. Schrage, took responsibility for hiring Definers and initiating

### NOTICE OF Draft Manatee County 2017-18 Consolidated Annual Performance And Evaluation Report (CAPER) and Notice of Public Hearing

Under Title 19 of the Florida Constitution, Article X, Section 1, and the Florida Statutes, Chapter 218, Manatee County is required to prepare and submit to the Board of County Commissioners a Consolidated Annual Performance and Evaluation Report (CAPER) and a Notice of Public Hearing. The CAPER and Notice of Public Hearing are available for public review at the Manatee County Administration Center, 1112 Manatee Avenue West, Bradenton, Florida 34205, from 8:00 a.m. to 5:00 p.m., Monday through Friday.

The CAPER describes the County's performance during the 2017-18 fiscal year. The CAPER includes information on the County's financial performance, including the 2017-18 Budget, and the County's performance in various areas, including public safety, health care, and economic development. The CAPER also includes information on the County's performance in providing services to the community.

On December 11, 2018, a public hearing will be held before the Board of County Commissioners to discuss the CAPER and the Notice of Public Hearing. The public hearing will be held at the Manatee County Administration Center, 1112 Manatee Avenue West, Bradenton, Florida 34205, from 8:00 a.m. to 5:00 p.m., Monday through Friday. The public hearing will be held in the Board Room, 1112 Manatee Avenue West, Bradenton, Florida 34205. The public hearing will be held in the Board Room, 1112 Manatee Avenue West, Bradenton, Florida 34205. The public hearing will be held in the Board Room, 1112 Manatee Avenue West, Bradenton, Florida 34205.

Written comments on the CAPER and the Notice of Public Hearing may be submitted until December 11, 2018.

Bill O'Sullivan  
Community Development Project Manager  
Manatee County Redevelopment and  
Economic Opportunity Department  
1112 Manatee Avenue West  
Bradenton, FL 34205 or  
bill.osullivan@manateecounty.com

Notice of Public Hearing  
The public hearing will be held at the Manatee County Administration Center, 1112 Manatee Avenue West, Bradenton, Florida 34205, from 8:00 a.m. to 5:00 p.m., Monday through Friday.

11-11-18  
Manatee County, Florida

12  
Public Hearing

# Manatee County Government

Agenda

[www.mymanatee.org](http://www.mymanatee.org)

Manatee County Government Administrative Center  
Patricia M. Glass Commission Chambers, First Floor  
9:00 a.m. - December 18, 2018

December 18, 2018 - Regular Meeting

BOARD OF COUNTY COMMISSIONERS  
PORT AUTHORITY

AGENDA  
and  
NOTICE OF PUBUC MEETING

MEETING CALLED TO ORDER (Priscilla Trace, Chairman)

INVOCATION (The commission does not endorse the religious beliefs of any speaker.)

1. Invocation led by Pastor Gerrit Besteman, Bradenton Christian Refonned Church

PLEDGE OF ALLEGIANCE

ANNOUNCEMENTS

Items Scheduled for Time Certain

2. 10:00 A.M. -ITEM #60- 2019 Transportation Project Priorities
3. 11:00 A.M. -ITEM #56- PA-18-11/Ordinance 18-39- Alprop-1. LLC/Florida International Tradeport fka Ellenton Commerce Park PLN1808-0011
4. 1:30 P.M. - ITEM #64 -lakewood Ranch High School Drama Team to Represent Manatee County in August 2019 at the FRINGE Performing Arts Festival in Edinburgh, Scotland

REQUESTS BY COMMISSIONERS (Items to be pulled from Consent Agenda)

A. AWARDS/PRESENTATIONS/PROCLAMATIONS

Awards and Proclamations (Motion required to adopt proclamations)

5. 2018 Employee of the Year and Proclamation Designating Cathy Laird Day

Attachment: Cathy Laird Day Proclamation.pdf  
Attachment: lajrd06282017100SSZ.odf  
Attachment: lajrd.ocf

6. Laurie Crawford Day December 18, 2018

Attachment: Laurie Crawford Proclamation.pdf

7. Recognition Of Members of the Manatee County Cattlemen's Association

Attachment: cattlemen's Association Proclamation.pdf

CmZEN COMMENTS (Consideration for Future Agenda Items - 30-Minute Time Limit)

Each person will be limited to three (3) minutes. If the thirty (30) minute time period has been exhausted, the Board will entertain any remaining comments near the end of the meeting with the same three (3) minute per person time limitation.

8. Open Comments

CmZEN COMMENTS (Consent Agenda Items Only)

Each person wishing to speak to Consent Agenda items will be limited to three (3) minutes per item; provided, however, that each person will be limited to speaking for a total of ten (10) minutes regardless of the number of items being discussed.

9. Open Comments

B. CONSENT AGENDA

Clerk of Circuit Court

10. Clerk's Consent Agenda

Attachment: 20181218 Clerk's Consent Calendar.odf  
Attachment: Warrant Listing Nov 2018.pdf  
Attachment: Minutes- 11-1-18.pdf  
Attachment: Refund- Davidson.pdf  
Attachment: Refund- DR Horton.pdf  
Attachment: Refund - FOOT CAD Services - Hao Lien.pdf  
Attachment: Refund - lennar Homes - Impact Fees.Oof  
Attachment: Refund - lennar - Reclaim Water.pdf  
Attachment: Refund- Medallion Homes.pdf  
Attachment: Refund- Monica Simpson LLC.pdf  
Attachment: Refund- Pulte Homes.pdf  
Attachment: Contract- C-Squared.pdf  
Attachment: Contract - Gilliam Construction Change Order.pdf

Attachment: [Sheriff Bond.pdf](#)  
Attachment: [Partial Release of Lien- 3137.pdf](#)  
Attachment: [Partial Release - 4218.pdf](#)  
Attachment: [Reports- Sarasota Manatee Airport Authority.pdf](#)  
Attachment: [Bond - 53rd Aye Turn Lane.pdf](#)  
Attachment: [Bond- Artisan Lakes Eaves Bend Phase I Sybphase E.pdf](#)  
Attachment: [Bond- Artisan Lakes Esplanade Phase III.pdf](#)  
Attachment: [Bond- Grande Reserve Phase IA.pdf](#)  
Attachment: [Bond - Green at Lakewood Ranch.pdf](#)  
Attachment: [Bond - Lakewood National Golf Club.pdf](#)  
Attachment: [Bond - Mallory Park Phase I.pdf](#)  
Attachment: [Bond- Polo Run Phase 1A and 1B.pdf](#)  
Attachment: [Bond- Savanna at LWR Phase II.pdf](#)  
Attachment: [Bond - Del Webb Phase II.OOf](#)  
Attachment: [Bond- Crossing Ck Vii Ph 2-B.OOf](#)  
Attachment: [Bond- Eagle Trace Ph 2Aa.pdf](#)  
Attachment: [Bond- GREYHAWK LANDING WEST PHASE VB.pdf](#)  
Attachment: [Bond - Heritage Harbour Parcel 15-B.pdf](#)  
Attachment: [Bond - LORRAINE CORNEBS NORIHEAST PVI DFp df](#)  
Attachment: [Bond- LORRAINE CORNERS NORTHEAST.pdf](#)  
Attachment: [Bond - River Wilcleroess Ph 3 Suboh G&H.P.df](#)  
Attachment: [Bond- SERENIJY CREEK REPLAT OF TBACT N.pdf](#)  
Attachment: [Bond - SILVERLEAF PHASE II & III.pdf](#)  
Attachment: [Bond - VILLAGES OF GLEN CREEK PHASE IA.\(ldf](#)  
Attachment: [Bond - ARTISAN LAKES E8VES BEND PHASE I SUBPHASE E & K.Qdf](#)  
Attachment: [Bond- ARTISAN LAKES E8VES BEND PHASE I SUBPHASE J.:t&df](#)  
Attachment: [Bond - ARTISAN LAKES ESPLANADE PHASE I SUBPHASE A B C & D.pdf](#)  
Attachment: [Bond - LAKE VIEW ESTATES AT THE LAKE CLUB.pdf](#)

#### Administrator

##### 11. [2019 legislative Platform](#)

Attachment: [1218 2019 Legislative Priorities and Funding Request list.odf](#)

##### 12. [Resolution R-18-193 Authorizing the Manatee County Commission to Participate in a Joint Meeting with the City of Palmetto Commission on January 9, 2019](#)

Attachment: [Resolution R-18-193 - Joint Meeting - City of Palmetto.pdf](#)

Attachment: [FS 125.001- Board Meetings: Notice.pdf](#)

##### 13. [Resolution R-18-194 Authorzjog the Manatee County Commission to participate in a Joint Meeting with the Council of Governments](#)

Attachment: [Resolution R-18-194- Joint Meeting- COG.pdf](#)

Attachment: [FS 125.001- Board Meetings: Notice.pdf](#)

Building and Development Services

14. Final Plat - DelWebb, Phase III, Subphases 3A, 3B, and 3C

Attachment: [Application.pdf](#)  
Attachment: [Agreements.pdf](#)  
Attachment: [Bonds.pdf](#)  
Attachment: [Legal.pdf](#)

15. final Plat - MaUory Park, Phase 11, Subbase B

Attachment: [Agreements Mallory.pdf](#)  
Attachment: [Mallory park Bonds all.pdf](#)  
Attachment: [Mallory Application.pdf](#)  
Attachment: [Mallory Park Legal.pdf](#)

16. Final Plat - Silverleaf Phase VI

Attachment: [agreements silverleaf.pdf](#)  
Attachment: [Bonds all silverleaf.pdf](#)  
Attachment: [application silverleaf .pdf](#)  
Attachment: [legal silverleaf.pdf](#)

17. Final Replat- Trevesta Phase II Subphase B-1

Attachment: [Application PHIB-I.pdf](#)  
Attachment: [Legal PHIB-I.pdf](#)

18. Reduction of Code Enforcement Fines for Roselia Jaramillo. Code Enforcement case CE2014Q30075

Attachment: [BOCC Attachments CE2014030075 RoseHa Jaramillo.pdf](#)

19. Reduction of Code Enforcement Fines for David & Maria leoz, Code Enforcement Case CE2013010136

Attachment: [BOCC Attachments CE2013010136 David & Marllenz.pdf](#)

20. Reduction of Code Enforcement Fines for David Aitken & Sandra Duo tan. Code Enforcement case Cf2012120456

Attachment: [BOCC Attachments CE2Q12120456. David Aitken & Sandra Dunstan.pdf](#)

21. Reduction of Code Enforcement Fines for Bruce J. Love. Code Enforcement case CE2016090361

Attachment: [BOCC Attachment, Cf2016090361. Bruce J Love.odf](#)

22. Reduction of Code Enforcement Fines for Bruce J Love. Code enforcement ease  
CE2016090363

Attachment: BOCC Attachment. CE2016090363. Bruce J Love.pdf

23. Reduction of Code Enforcement Fines for Bruce J Love. Code Enforcement ease  
CE201609Q365

Attachment: BOCC Attachments CE2016090365 Bruce J Love.pdf

#### Financial Management

24. FY19 Budget Amendment Resolutions

Attachment: 8-19-036 Budget Amendment.pdf

25. OJange Order 1 to Agreement 16=30940V - force Main 13A Rehabilitation

Attachment: Departmental Memo CO# 1.pdf

Attachment: Agreement 16 30940V Change Order 1.gdf

26. Invitation for Bid No. 18=R069731GL • Construction of ADA (Americans with  
Disabilities Act) Compliant Bus Stop Landings, walkways, Sidewalks, Shelter Pads,  
and Benches

Attachment: eAgency BID TABULATION RQ69731GL.pdf

Attachment: SIGNED Gator Grading and Paving ADA Compliant Pads IEB  
No. 18-R069731GL ADA Compliant d1.Agreement .pdf

Attachment: SIGNED KJH Construction Management Inc AQA Compliant  
Pads IEB No. 18-R06.9731GL AQA Compliant Pads Agreement.pdf

27. S.T.A.R.T. - Solutions to Avoid Budget Agreement

Attachment: S.T.A.R.T. Funding Agreement FY2018.txt

#### Neighborhood Services

28. Amendment 2 to the FY 18/19 Emergency Home Energy for the Elderly  
program

Attachment: EHEAP 1819 AMENDZ.pdf

Attachment: B-19-039 EHEAP Amend #2.cdf

29. Library Master Plan

Attachment: Library Foundation Letter - Library Master Plan.odf

#### Parks and Natural Resources

30. FY 2019 Olatlotte Harbor National Estuary Funding Agreement

Attachment: CHNEP funding Agreement.pdf  
Attachment: final FY19 CHNEP Workplan.pdf

31. Padss and Natural Resour:es Wildlife Foundation of flodda G@ot Award  
Acceptanoe \* Zamboni

Attachment: 2- Manatee County Archery.HuntillQ. and Turkey Habitat  
t1anagement.odf  
Attachment: Attorney Resooose Memorandum.pdf  
Attachment: WEE 1920-02 G@Ot Award Lett:er.pdf  
Attachment: B-19-038 Budget Resolution.pdf

32. Use of Sumlus Concession Revenues

Attachment: 12-18-18 AIRestroom Ventilation.pdf  
Attachment: 12-18-18 AIPancake Hunt Renoyations.pdf  
Attachment: 12-18-18 AIDoors and SQffits Replacement.pdf  
Attachment: Resolution B-19-040.pdf

**Property Management**

33. Execution Of Contract for Sate and Purchase from Oalliet G. vonva and Betsv..K.,  
Voliva for property located at 11637 Erie Road, Parr!sh, E!orida PIP 466800059

Attachment: Contract for Sale and Purchase Daniel G. Voliva and Betsv K.,  
Yoliva.pdf  
Attachment: Location Map.odf

34. Execution of Contract for Sale and Purchase from Garv R. Q>bb and Claudette G.K.  
Cobb for parcels located at 1019 69th Street Court fast. Palmetto. florida. PIP  
2103J00009 and 2101800007

Attachment: Contract For Sale and Purcilase- Cobb.pdf  
Attachment: location Map - Cobb.pdf

35. Execution of Contract for Safe of Real Estate from The American Natignal Red  
Cross for a property located at 10311 Malachite Drive. Bradenton. Florjda 34211. PID  
579400359 \* D'Agostino

Attachment: Contract for Sale of Real Estate - Red Qoss.odf  
Attachment: form of Spedal Warranty Deed- Red cross.odf  
Attachment: BJISD Onse Memo to CAO Matter No. 2018-0401.pdf  
Attachment: 6=.12-037 Red Cross Building.pdf  
Attachment: Locati.on Map- Red Cross Building.pdf

36. t:executiOn of CoontractfocSale from the Velma M. Gillett Revocable Living Trust and  
the William A. Gillett, Jr., Re\! ble living Trust. for a Pram:rtv located in Parrish.

EfQricta.PID 484910054 \* D'Agostino

Attachment: Cont@ct for Sal and 2un:base- Gillett-Jeffers.pdf  
Attachment: Reswne Memo to CAO Matter No. 2018=0542.pdf  
Attachment: Cost Ayojdance Analvsls.pdf  
Attachment: Location Map - GUlett,Jeffers.pdf

37. Permanent Utitities Easerr!ent betweenIDe lakewood I, LLC and Manatee County  
fOr property tocatod at 11727 Sta1te Road 20 East, Bradenton,Florida 34202. PID  
S;SJ207109

Attachment: Permanent Utitities Easemeotpdf  
Attachment: Affadaylt of Ownership & Encumbrances.pdf  
Attachment: Loc:atkm Map.pdf

38. Permanent Utilities Easement from TB SR 70, LLC, to Manatee County for prooer:TY  
located at 15215 Garnet Trail, Braclenton, Rorlda 34211

Attachment: Permanent Utilities Easement TB SR 70, LLC.pdf  
Attachment: Affidavit of Qwnership and Encumbrances TB SR 70 LLC.pdf  
Attachment: Location Map.odf

39. TempooralY Cgnstfuction Easement from Lula M. ComstQckjo Manatee county for  
property located at 2105 47th Street place West, Bradent00, Aorick! 34209

Attachment: Temporary Construction Easement lula M. Comstock .pdf  
Attachment: Locption Map.Qdf

40. Temporary Turnaround Easements and.eeanant Utilities Easement between  
Djyosta Homes L.e, and Manatee County fOr Mallory Park Pbase II, Subphase 8 \*  
D'Agostino

Attachment: Tem Xuary Turnaround Easement - Aocbor Bay.pdf  
Attachment: Affidaylt of Ownership and Encumbrances TIE Anchor Bay.pdf  
Attachment: Location Map - m Anchor Bay.pcJf  
Attachment: Tempoorary Turnaround Easement- Cranston.odf  
Attachment: AffidaVit of Ownership and Encumbrances - i i i Qanston.pcJf  
Attachment: Location MapTIE Cranston. pdf  
Attachment: Permanent Utimties Easement- Mallroy Park.OOf  
Attachment: Affidavit of Ownmhioc and Encumbrances - PUE .odf  
Attachment: Location Map- PUE Mallory Park.odf  
Attachment: Response Memo to CAD Matter Np. 2018-0446. odf

41. Warranty Deed from Janet VQQrbels for the property located at 109 f9tb Avenue  
Drive West, Bradenton. E.JoricJa J1!>Z, PIP 5534800007

Attachment: Recorded Warranty Deed- Voprhois.OOf  
Attachment: Location Map.pdf

Public Safety



42. Memorandum of Agreement between Manatee County and the federal Emergency Management Agency Integrated Public Alert and Warning System (IPAWS) Program Management Office \* Zamboni

Attachment: Attorney Response Memorandum.pdf  
Attachment: MOA-IPAWS 2018.pdf

43. Resolution R 18-192 Approving a Standard Affiliation Agreement for Clinical Practice - Community Paramedicine program Morris

Attachment: Resolution R-18-192.pdf  
Attachment: CAO Response Memo.pdf

#### Public Works

44. Manatee Operating Assistance Grant Application for ETA Section 5310 Enhanced Mobility of Seniors and Individuals with Disabilities Program Funding

Attachment: Resolution R-18-191 5310 Application Final.pdf  
Attachment: Section 5310 Application SFY2020 09 18 2QIB Capital - EINAL.PSjf  
Attachment: Section 5310 Application SFY2020 09 18 2018 Operation.pdf

45. Landfill Closing Fee Waiver - Bowlees Creeks

Attachment: Bowlees Creek Dredging Waiver Memo.pdf

46. Reimbursement Agreement for Traffic Signal Design & Construction - White Eagle Boulevard \* Clague

Attachment: RLS Response Email.pdf  
Attachment: Reimbursement Agreement for Traffic Signal Design and Construction.pdf  
Attachment: Location Map - LWRSO Intersections 2.pdf

47. Surplus Equipment

Attachment: Surplus List List 12-18-tS.pdf  
Attachment: Reconciliation List 12-18-18 .pdf  
Attachment: Resolution R-18-195 (.Xff)  
Attachment: Resolution R-18-196.pdf

48. Surplus Vehicles

Attachment: FLEET ASSET DISPOSALS 12.18.18 AGENDA.pdf

49. Universal Access Program Agreement between the University of South Florida (USF) Sarasota-Manatee, Manatee County and Sarasota County

Attachment: USF Agreement 2019--pdf

50. Wingate Creek Mine Bridge (Duette Bridge ReQJacement)- Agreeeroent/Bond  
Acceptance Clague

Attachment: Agreement Duette Bridge Replacement.pdf  
Attachment: Bood-Duette Brk:lge Reolacement.pdf Attachment: email  
WC!cwue no objection 10162018.pdf Attachment: RIS- Duette  
Bridge Replacement Performance Bond.pdf

Redevelopment and Economic Opportunity

51. Brownfields Program Grant

52. rserment of Iowrance Check

Attachment: Yvonne stuart losu@nce Check.pdf  
Attachment: Yvonne Stuart Insurance Check Qajm.pdf

Utilities

53. BadDebt Write=offs

Attachment: EST WRITE OEFS 1st Q FY19.00f

54. COooe@tive Funding Agreement No. 19CF0001806 for the Toilet Rebate Project \*  
Zamboni

Attachment: Toilet Rebate. Phase 12. N982. Agreement  
No.19CF0001806.pdf  
Attachment: Attorney Response Memorandum. R.df  
Attachment: EH letter FY2020 COOp Funding Initiative 10.9.18.pdf  
Attachment: EH letter FY2020COOp Fundi® Iott!ative Match 10.4.18.pdf  
Attachment: R07-031.oc!f

APPROVAL OF CONSENT AGENDA

55. Motion to Approve Consent Agenda

C.ADVISORY BOARD APPOINTMENTS PORT

AUTHORITY (Vanessa Baugh, Chairman)

D.ADVERTISED PUBLIC HEARINGS (Presentations Upon Request)

Building and Development Services (11:00 A.M. TIME CERTAIN)

56. PA-18-11/Ordinance 18-39- Alorop-1. LLC/Fiorida International Tradeoort fka  
Ellenton Commerce park PLN1808-0011- Legislative- Margaret Tusing.Planning

Section Manager \* Schenk

Attachment: Staff Report - Airpop I. LLC Florida International Tradeport fka  
Ellenton Commerce Park PA-18-11 PLN1808-OOIL.pdf  
Attachment: 2 - Legal Descriptions.pdf  
Attachment: 3 - Staff Report Maps.pdf  
Attachment: 4 - Agency Comments.pdf  
Attachment: 5 - Newspaper Advertising.pdf  
Attachment: 6 - Ordinance 18-39.pdf  
Attachment: 7 - Public Comment.pdf

Public Works

57. Uniform Method for Collecting Non-Ad Valorem Assessments

Attachment R-18-164.pdf  
Attachment Proof of Publication.pdf

E. ADVERTISED PUBLIC HEARINGS (Presentation Scheduled)

Redevelopment and Economic Opportunity

58. Draft 2017-18 Consolidated Annual Performance and Evaluation Report (CAPER)

Attachment: 2017-18 Draft: CAPER.pdf  
Attachment: 2017-18 CAPER Presentation.pdf  
Attachment: Bradenton Herald Proof of Publication.pdf  
Attachment: Zdias Proof of Publication.pdf

F. REGULAR

Parks and Natural Resources

59. RESTORE Act State Expenditure Plan Project Amendment

Attachment: SEP TimeLine revised 12-11-18.pdf  
Attachment: Kingfish Narrative 2.pdf  
Attachment: Restore Act Projects.pdf  
Attachment: Questionnaire Letter.pdf

Public Works (10:00 A.M. TIME CERTAIN)

60. 2019 Transportation Project Priorities

Attachment: 2012 Manatee County Project Priorities.pdf

G. REPORTS

Administrator

61. Dashboard Report for November 2018

Attachment: November 2018 Dashboards.pdf  
Attachment: PSCC NOY 18.pdf

Redevelopment and Economic Opportunity

62. Annual Economic Development Program Update

Attachment: Annual Economic Development Report FY17-18 Anal B.00f

COMMISSIONER AGENDA

Election of Officers

63. Election of Officers for 2019

Commissioner Baugh (1:30 P.M. TIME CERTAIN)

64. Lakewood Ranch High School Drama Team to Represent Manatee County in August 2019 at the FRINGE Performing Arts Festival in Edinburgh, Scotland

Attachment: Lakewood Ranch Drama Team Flyer.pdf

CmZEN COMMENTS (Continuation of Consideration for Future Agenda Items, if Needed)

COMMISSIONER COMMENTS

ADJOURN

The Board of County Commissioners of Manatee County, Florida, does not discriminate upon the basis of any individual's disability status. This non-discrimination policy involves every aspect of the Board's functions including one's access to, participation in, employment with, or treatment in its programs or activities. Anyone requiring reasonable accommodation for this meeting as provided for in the Americans with Disabilities Act (ADA), should contact Kaycee Ellis at 742-5800; TDD ONLY 742-5802, wait 60 seconds; FAX 745-3790.

The Board of County Commissioners of Manatee County and the Manatee County Port Authority may elect not to convene, if no business is scheduled; however, each reserves the right to take action on any matter during its meeting, including items not set forth within this agenda. The Chair of each governing body at his/her option may take business out of order if he/she determines that such a change in the schedule will expedite the business of the governing body.

All public comment on quasi-judicial agenda items is required to be under oath and must occur at a duly noticed public hearing. The Citizens' Comments portion of the agenda is not an advertised public hearing, and no comments on quasi-judicial agenda items are authorized during the Citizens' Comments portion of the agenda.

PUBLIC NOTICE: According to Florida Statutes, Section 286.0105, any person desiring to appeal any decision made by the Board of County Commissioners (or the other entities that are meeting) with respect to any matter considered at said public hearing/meeting will need a record of the proceedings, and for such purposes may need to ensure that a verbatim record of the proceedings is made, which includes the testimony and evidence upon which the appeals to be based.

December 18, 2018 - Regular Meeting  
Agenda Item #58

**Subject**

Draft 2017/18 Consolidated Annual Performance and Evaluation Report (CAPER)

**Briefings**

None

**Contact and/or Presenter Information**

Bill O'Shea, Community Development Project Manager, X6858

Geri Lopez, Director, X3937

**Action Requested**

Public Hearing to receive citizen comments on the Community Development Block Grant (CDBG), HOME Investment Partnership Program (HOME), and Emergency Solutions Grant (ESG) draft 2017/18 Consolidated Annual Performance and Evaluation Report (CAPER), and authorization for staff to finalize the report and submit it to HUD.

**Enabling/Regulating Authority**

24 CFR 91.520

**Background Discussion**

- Manatee County is an entitlement community for the Community Development Block Grant Program. In order to receive funding, the County must have a HUD approved 5-Year Consolidated Plan and an annual Action Plan for each of the 5 years•
- The 2017/21 Consolidated Plan and the 2017/18 Action Plan were approved by the Board of County Commissioners on July 25, 2017•
- On September 30, 2018, Manatee County completed its 2017/18 program year of the CDBG, HOME, and ESG programs.
- HUD allocated \$1,654,878 CDBG, \$473,491 HOME, and \$146,534 ESG funding for the 2017/18 program year. Additionally, \$114,857 of prior years CDBG funding was used to fund activities in the 2017/18 Action Plan. State Housing Initiative Program (SHIP) funding was used to leverage CDBG & HOME funding on housing rehabilitation/replacement and to fund the downpayment assistance program.
- The U.S. Department of Housing and Urban Development (HUD) requires jurisdictions receiving federal grants to complete and submit a performance report no later than 90 days from the end of the program year.
- The performance report, called the Consolidated Annual Performance and Evaluation Report (CAPER), details Manatee County's progress in addressing the goals and objectives identified in its approved 5-Year Consolidated Plan. This report provides HUD with information in meeting its requirement to assess each grantee's ability to carry out programs in compliance with all applicable rules and regulations. It also provides information necessary for HUD's Annual Report to Congress.

Manatee County Government Administrative Center  
Patricia M. Glass Commission Chambers, First Floor  
9:00 a.m. - December 18, 2018

- This is the first reporting year for the 2017/21 Consolidated Plan. The CAPER details the expenditures and accomplishments of all CDBG, HOME, and ESG activities during the program year.
- This is also Manatee County's first electronic CAPER. The report format is different from those reports of previous years. With HUD approval of the 2017/21 Consolidated Plan, comes electronic submittals of all reports/plans. Many of the tables in the CAPER are auto populated. Since this is year one of a five-year plan, most of the values are zero. Attachments and the narrative within the report describe actual accomplishments during the program year that include prior years funding.
- Multi-year projects with prior funding are currently underway. Highlights of housing and community development activities and services completed during the program year include:
  - **Public Facility Improvements**
    - 2014/15 CDBG - Manatee County 12th Street East Sidewalk Project- \$407,261 was allocated toward this project. During the program year, construction was completed, and \$101,812 was expended, for a total CDBG project cost of \$319,693.
    - 2016/17 CDBG - Manatee County Bayshore Gardens Sidewalks- Manatee County allocated \$421,132 for the engineering, design, and construction of three sidewalks in the Bayshore Gardens Subdivision. During the program year, the project was completed, \$377,029 was expended, for a total cost of \$420,079.
    - 2016/17 CDBG • Centerstone of Florida, Inc. Safety and Security Infrastructure Improvement Project - Manatee County allocated \$275,000 for this project, which involved the installation of safety and security lighting at the Centerstone Hospital and Addiction Center. During the program year the project was completed, \$269,505 was expended for a total cost of \$270,663.
    - 2016/17 CDBG - Meals on Wheels Adult Day Care Generator Project- Manatee County allocated \$55,000 in funding for the installation of an emergency generator at an existing adult day care facility. During the program year, the project was completed, \$48,703 was expended for a total cost of \$49,403.
  - **Public Services**
    - 2016/17 CDBG • AMFM Enterprise, Inc. Sara's Place- This activity provided day care services for the elderly, and was allocated \$64,125 in funding. During the program year, 5 clients were served, and \$14,500 (balance of funding) was expended.
    - 2017/18 CDBG • AMFM Enterprise - Allean's Loving Care- During the program year, \$40,000 was allocated/expended to provide 12 elderly clients with in-home care.
    - 2017/18 CDBG - Meals on Wheels PLUS of Manatee, Inc. • Unfunded Senior Meals- During the program year, \$50,215 was spent providing 9,417 hot home-delivered meals to the elderly who reside in one of the County's R/ECAPs.
    - 2017/18 CDBG - Turning Points Project Smile - During the program year, \$50,000 was spent to provide 323 income-qualified clients with dentures and/or denture repairs.
  - **Housing Rehabilitation/Replacement**
    - During the program year, 8 single-family replacements and 4 rehabilitation projects were completed with CDBG, HOME, and SHIP funding. Additionally, 1 CHDO single-family home was completed.
  - **Downpayment Assistance**
    - 2017/18 SHIP - Downpayment Assistance – Manatee County expended \$420,671 of SHIP funding for downpayment assistance. During the program year, 15 very-low- to moderate-income households were assisted in obtaining newly constructed or existing homes.
    - 2017/18 SHIP - Homebuyer Education – All homebuyers receiving the County's downpayment assistance are required to attend a County approved first-time homebuyer education training, which provides clients with what to expect with purchasing a house,

budgeting/financing, and home maintenance. During the program year, Manatee County had funding agreements with two agencies who provided the homebuyer education classes. A total of 196 individuals were served, and \$30,000 of SHIP funding was expended.

2017/18 Affordable Housing through Other County Incentives

- **Single-family Infill** – Through the County's Land Development Code Affordable Housing Incentives, \$94,200 in impact fees were paid on 19 new single-family affordable homes. Under the County's Livable Manatee Program, \$55,817 of impact fees for 10 new single-family affordable homes were paid.
- **Single/Multi-Family Developments** - Incentivized by the Livable Manatee Program, several developers are in the process of obtaining development approvals for rental and homeownership projects that will include affordable housing units. One 64-unit rental development is currently under construction, which will provide 16 affordable units, when completed.
- HUD requires a formal 15-day comment period and public hearing on the CAPER. The draft CAPER was completed and made available to the public for review and comment beginning on December 3, 2018.
- Notice of the public hearing and the CAPER's availability was published in the Bradenton Herald and 7Dias.
- The CAPER was also available for review on the County's website, in the lobby of the Redevelopment and Economic Opportunity Department, and at five library locations: Central, South County, Braden River, Rocky Bluff, and Palmetto, through December 18, 2018.
- Today's public hearing is to receive citizen comments on the draft 2017/18 CAPER, and to authorize staff to finalize the report and submit it to HUD. All citizen comments received will be incorporated into the CAPER.
- The CAPER must be received by HUD no later than December 30, 2018.

County Attorney Review

Not Reviewed (No apparent legal issues)

Explanation of Other

Reviewing Attorney

N/A

Instructions to Board Records

None

Cost and Funds Source Account Number and Name

N/A

Amount and Frequency of Recurring Costs

N/A

Attachment: 2017-18 Draft CAPER.pdf Attachment:

2017-18 CAPER Presentation.pdf Attachment:

Bradenton Herald Proof of Publication.pdf

Manatee County Government Administrative Center  
Patricia M. Glass Commission Chambers, First Floor  
9:00 a.m. - December 18, 2018

Attachment: Zdias Proof of Publication.pdf



## **Public Comment**

### **PUBLIC COMMENT**

There were no public comments received during the 15-day public review period (12/3/18 – 12/18/18), or during the public hearing that was held on 12/18/18.

